

Annex 6: Members survey – Results of the single countries – Part 1: Austria

1. Participants - Personal data

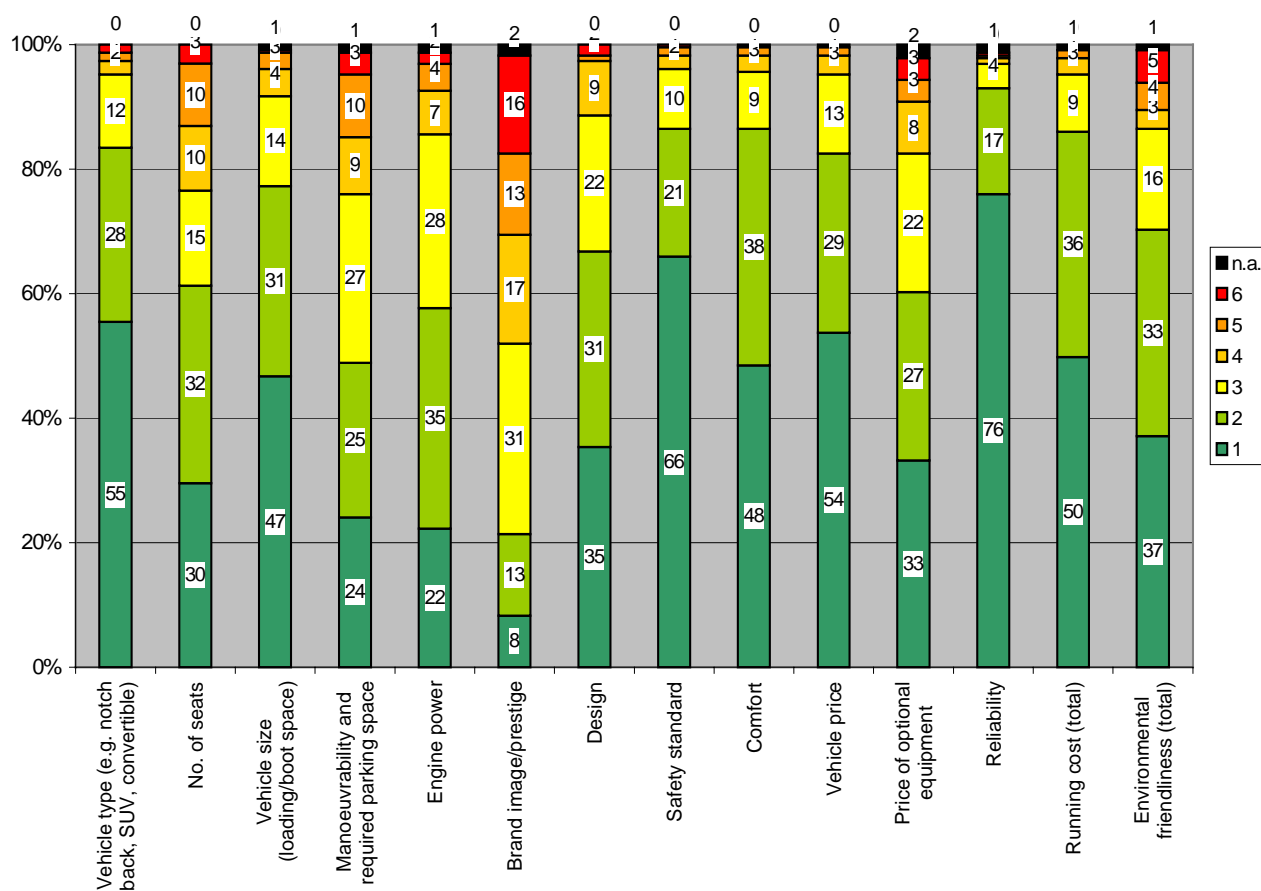
	All no.	%	Male no.	%	Female no.	%
Participants	229	100	185	81	44	19
Age (years)						
18 - 29	59	26	41	22	18	41
30 - 39	65	28	53	29	12	27
40 - 49	58	25	50	27	8	18
50 - 59	32	14	27	15	5	11
60 - 69	13	6	12	6	1	2
>= 70	1	0	1	1	0	0
n.a.	1	0	1	1	0	0
Education						
Lower secondary school without completed vocational education	7	3	5	3	2	5
Lower secondary school with completed vocational education	60	26	52	28	8	18
O-Level	30	13	25	14	5	11
A-Level	87	38	68	37	19	43
University degree	45	20	35	19	10	23
n.a.	0	0	0	0	0	0
No. of persons in household						
1	25	11	17	9	8	18
2	94	41	73	39	21	48
3	60	26	53	29	7	16
4	37	16	32	17	5	11
5	8	3	6	3	2	5
6	4	2	3	2	1	2
>6	1	0	1	1	0	0
n.a.	0	0	0	0	0	0
Monthly net income of household (EURO)						
< 1000	7	3	6	3	1	2
1001 - 1500	33	14	24	13	9	20
1501 - 2000	36	16	26	14	10	23
2001 - 2500	40	17	34	18	6	14
2501 - 3000	37	16	34	18	3	7
3001 - 3500	20	9	17	9	3	7
3501 - 4000	22	10	18	10	4	9
4001 - 4500	11	5	8	4	3	7
4501 - 5000	8	3	4	2	4	9
> 5000	10	4	10	5	0	0
n.a.	5	2	4	2	1	2

2. Year of new car purchase

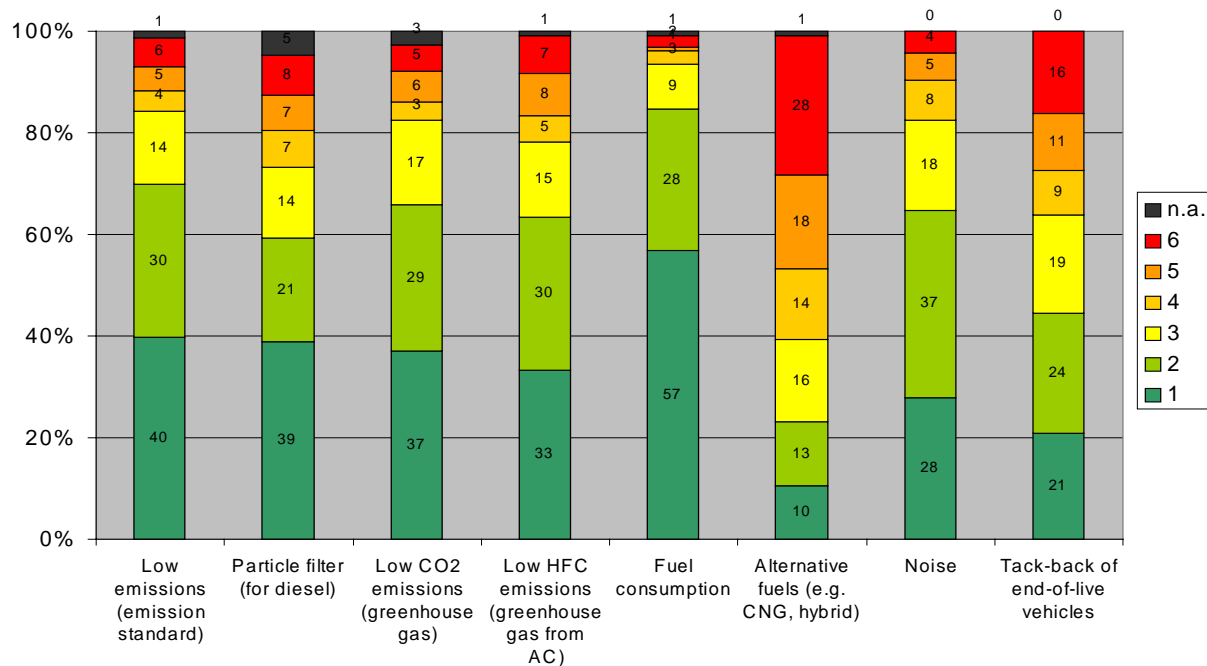
	All no.	%	Male no.	%	Female no.	%
Participants	229	100	185	81	44	19
Year of car purchase						
2001	21	9	18	10	3	7
2002	25	11	21	11	4	9
2003	37	16	29	16	8	18
2004 (already bought)	44	19	36	19	8	18
2004 (planned)	13	6	12	6	1	2
2005 (planned)	84	37	64	35	20	45
n.a.	5	2	5	3	0	0

3. Criteria for the selection of a new passenger car

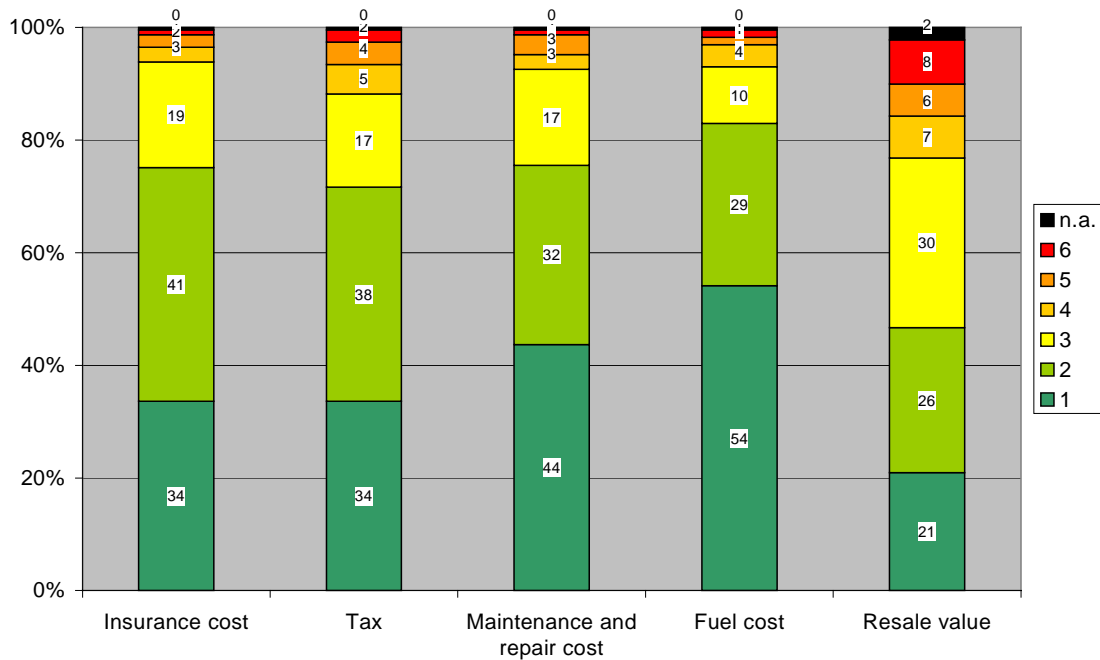
Question: "Please assess - in a range from 1 (very important) to 6 (unimportant) - how important the following criteria were/are for the selection of your new car."



3.1. Selection criteria – Environmental friendliness

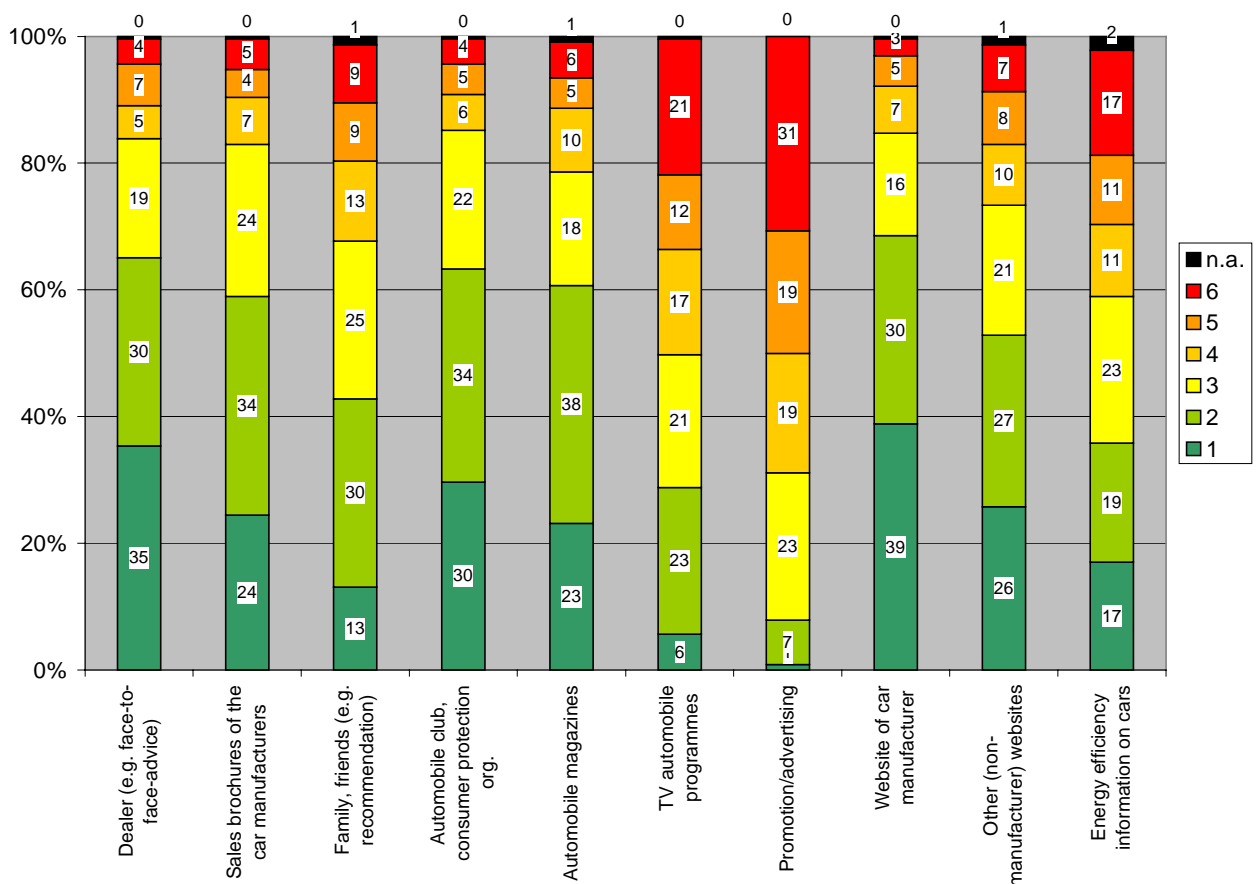


3.2. Selection criteria – Running Cost



4. Sources of information for the selection of a new passenger car

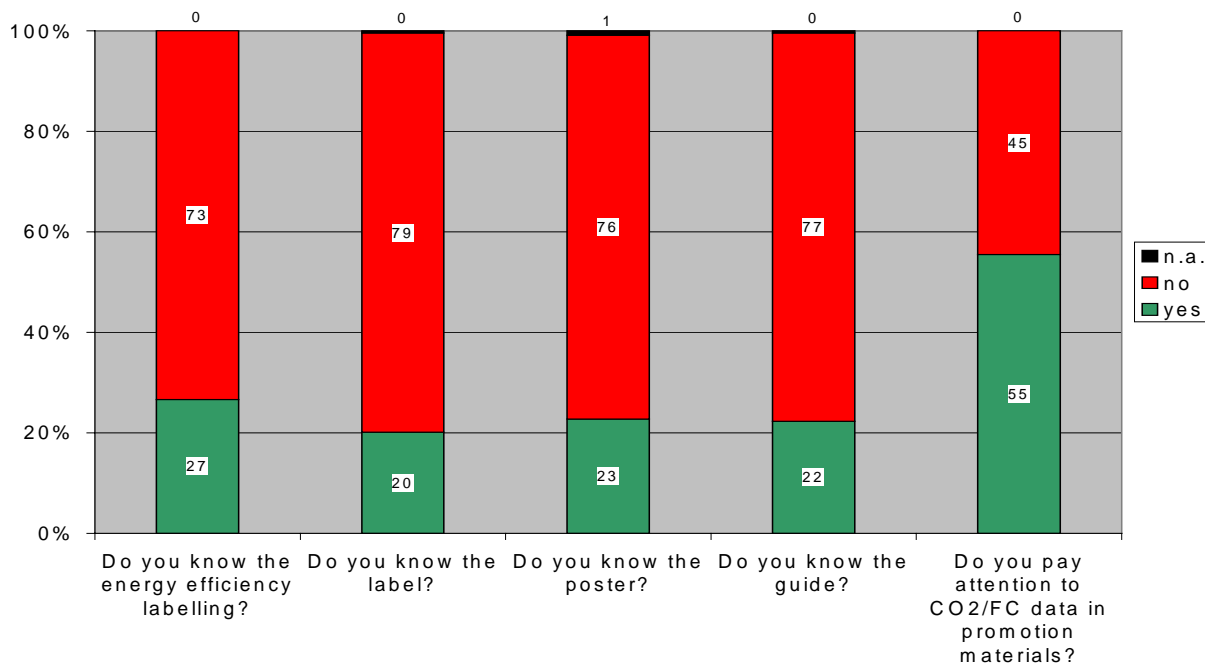
Question: “ Which sources of information did/do you use to get the necessary information for the selection of your new car? Please assess - in a range from 1 (very important) to 6 (unimportant) - how important the following sources of information were/are for you.”



5. Consumers awareness of “Energy efficiency labelling of new passenger cars” according to Directive 1999/94/EC

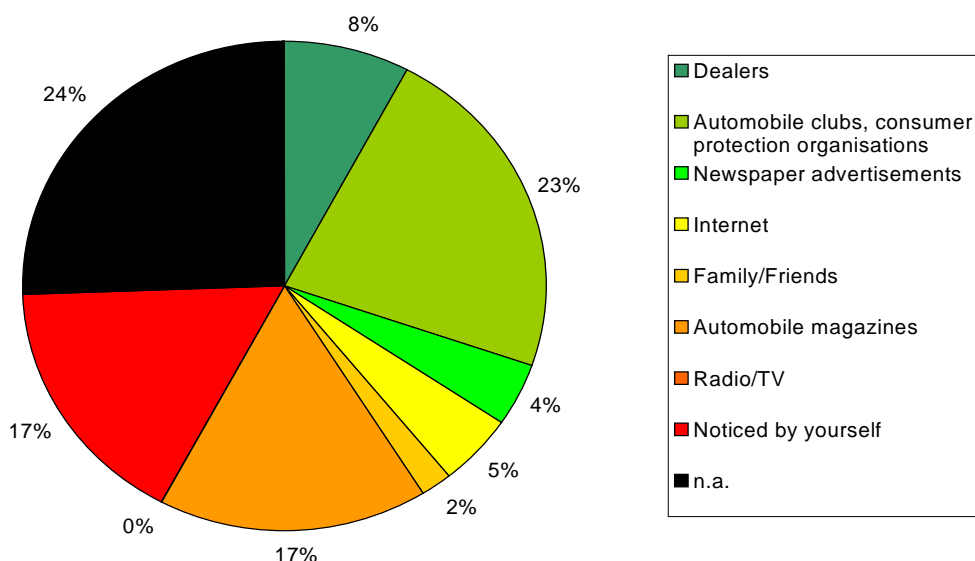
Questions:

- “Do you know the “Energy efficiency labelling of new passenger cars?”
- “Do you know the “Fuel Economy Label” for showroom cars?”
- “Do you know the “Fuel Economy Poster/Display” in the dealer showrooms?”
- “Do you know the “Fuel Economy Guide”?”
- Do you pay attention to CO₂ emissions and fuel consumption data in promotion materials for a car model?”



5.1. Source of information for “Energy efficiency labelling” awareness

Question: „If you know the “Energy efficiency labelling of new passenger cars”, from whom/where did you get this information?”



5.2. Effectiveness of the “Energy efficiency labelling”

Questions:

“If you know the “Energy efficiency labelling of new passenger cars”, please answer the following questions in a range from 1 (“fully agree” or “very important”) to 6 (“disagree” or “unimportant”).”

a) “Fuel Economy Label” for showroom cars:

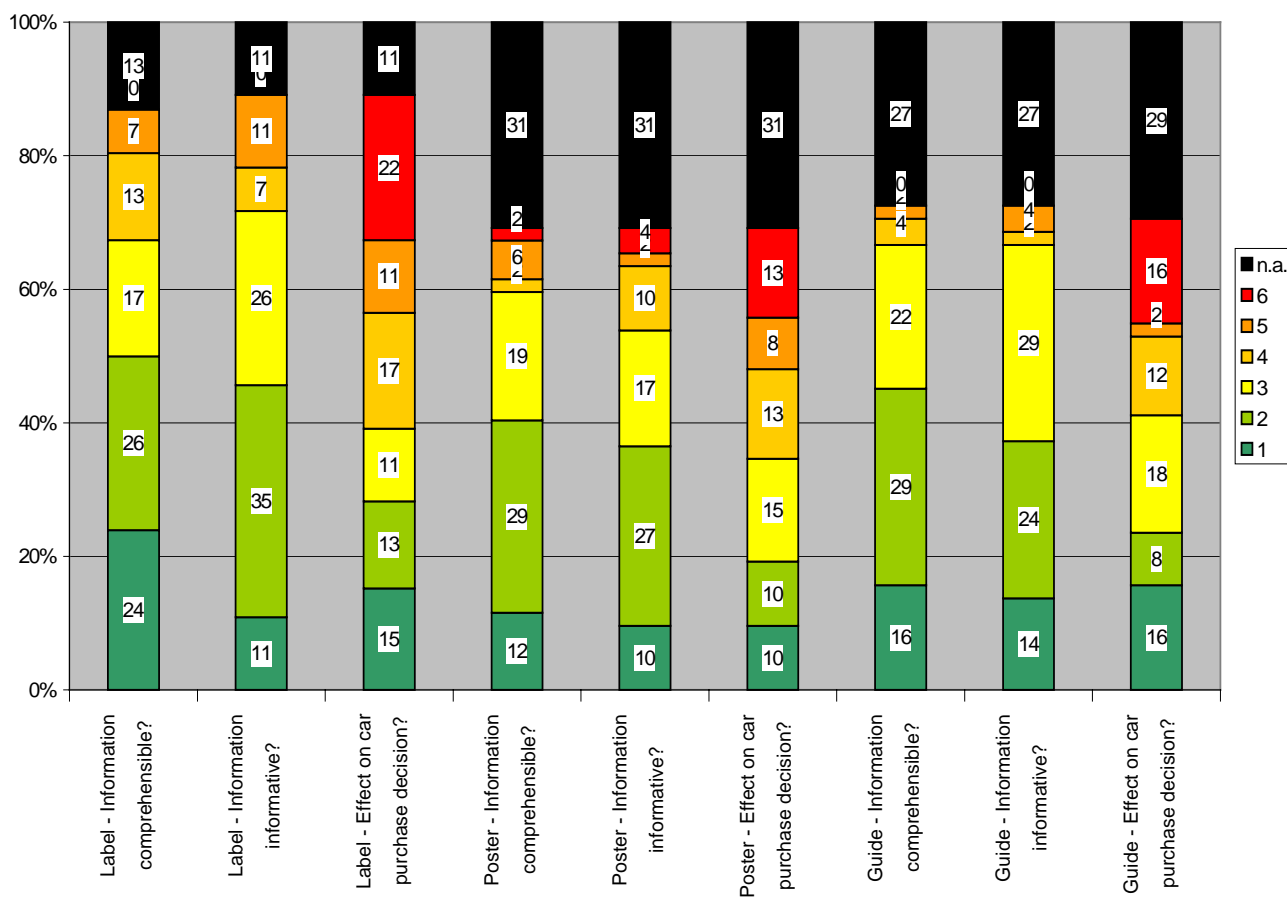
- Do you find the information on the label comprehensible?
- Do you find the information on the label informative?
- Does or did the label have an effect on your car purchase decision?

b) “Fuel Economy Poster/Display” in the dealer showrooms:

- Do you find the information on the poster/display comprehensible?
- Do you find the information on the poster/display informative?
- Does or did the poster/display have an effect on your car purchase decision?

c) “Fuel Economy Guide”:

- Do you find the information on the guide comprehensible?
- Do you find the information on the guide informative?
- Does or did the guide have an effect on your car purchase decision?



6. Comparison of passenger cars based on CO₂ emissions and/or fuel consumption

Questions:

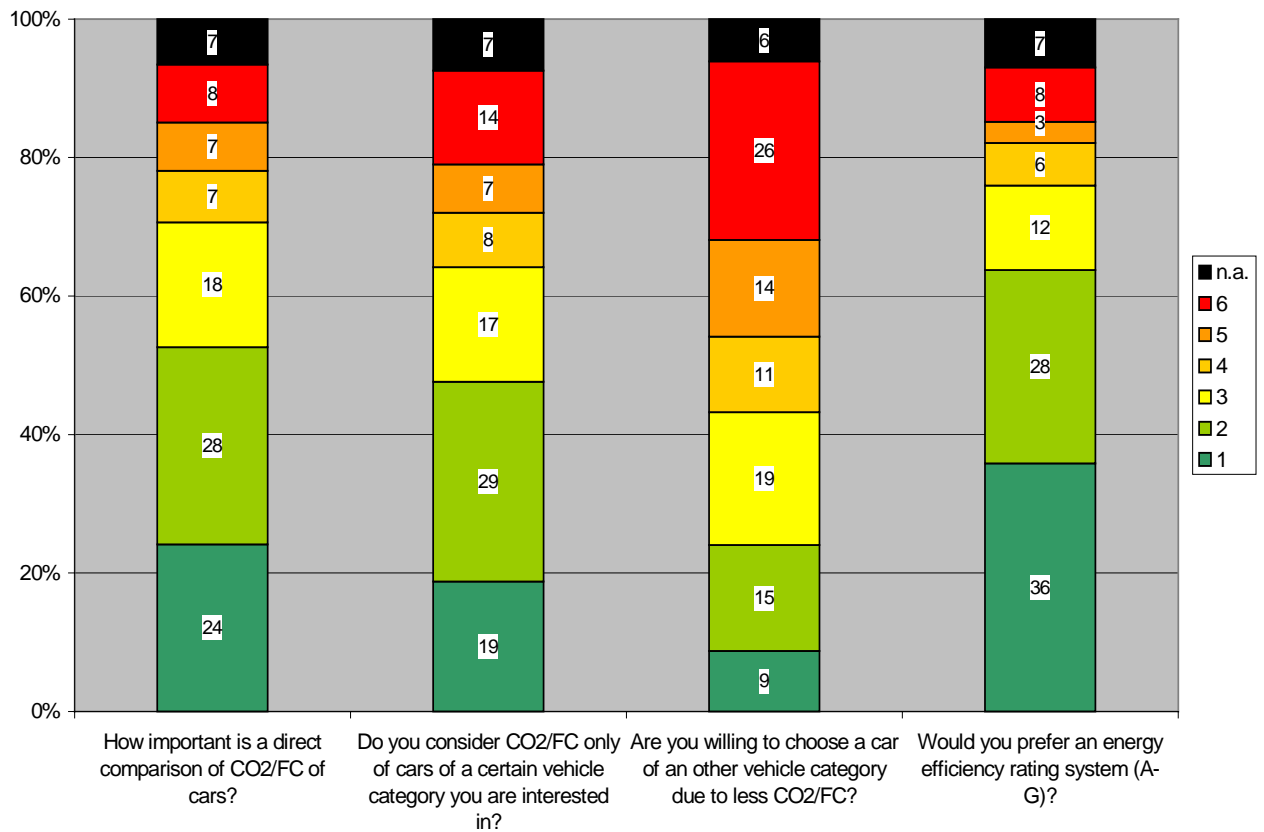
“Please answer the following questions in a range from 1 (“fully agree” or “very important”) to 6 (“disagree” or “unimportant”).”

a) “How important is a direct comparison of CO₂ emissions or fuel consumption of passenger cars for you?”

b) “Do you consider only to the CO₂ emissions and the fuel consumption of passenger cars of a certain vehicle category (e.g. minis, family cars), which you are interested in?”

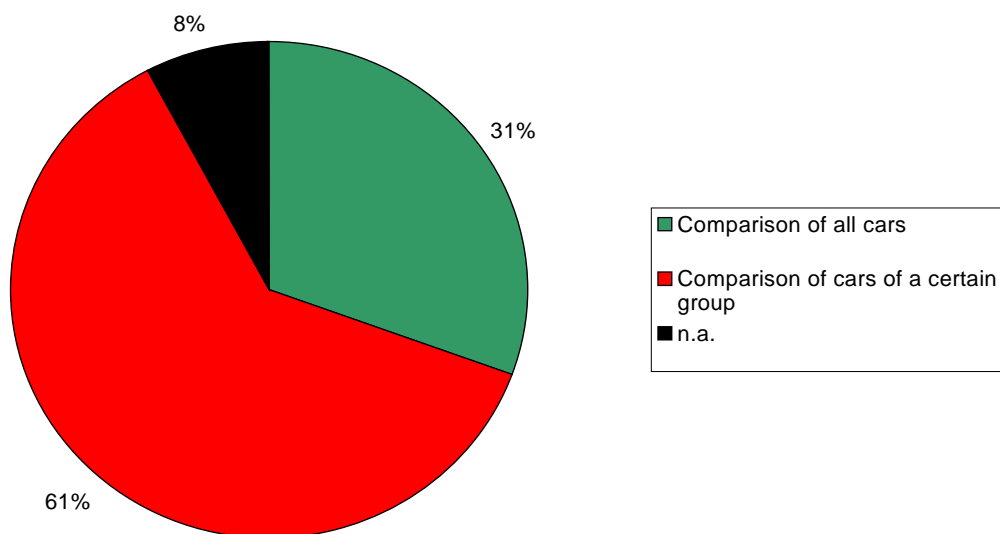
c) “Would you be willing to choose a passenger car of an other vehicle category due to less CO₂ emissions and lower fuel consumption (e.g. mini instead of small family car)?”

d)" Would you prefer a label with an energy efficiency rating system (A-G) similar to the existing one for white goods (e.g. refrigerators, freezers, washing machines) also for passenger cars?



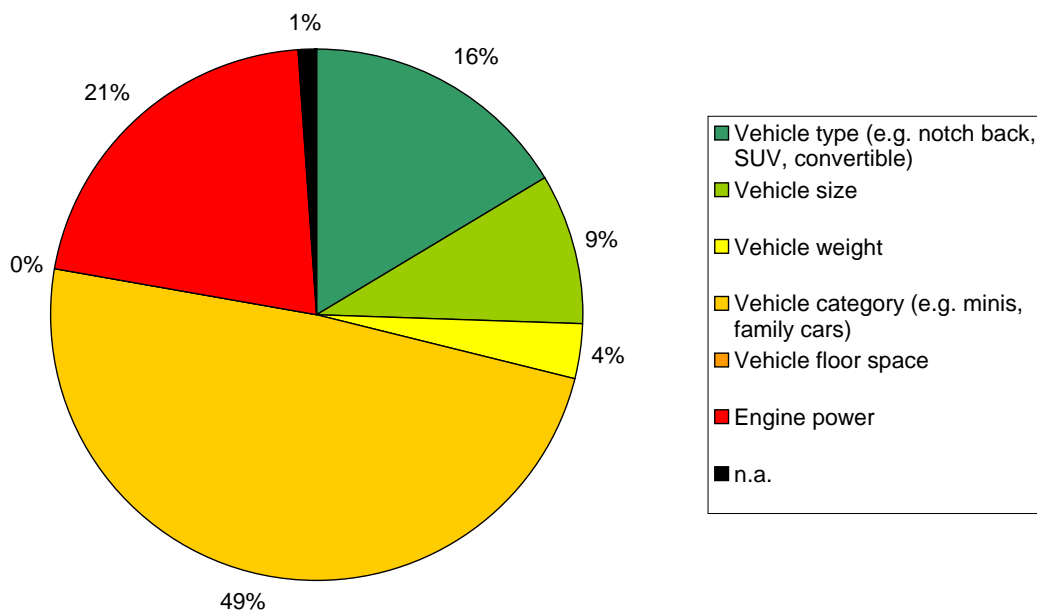
6.1. Energy efficiency rating system - Absolute or relative comparison preferred?

Question: "If you favour an energy efficiency rating system (A-G-) for passenger cars, would you prefer a comparison of all passenger cars or the comparison of passenger cars of a certain group (e.g. same vehicles type, same vehicle size)?"



6.2. Comparison criteria, if a relative comparison is preferred

Question: "If you prefer the comparison of passenger cars of a certain group, which criterion would you prefer for comparison?"



Annex 6: Members survey – Results of the single countries – Part 2: Germany

1. Participants - Personal data

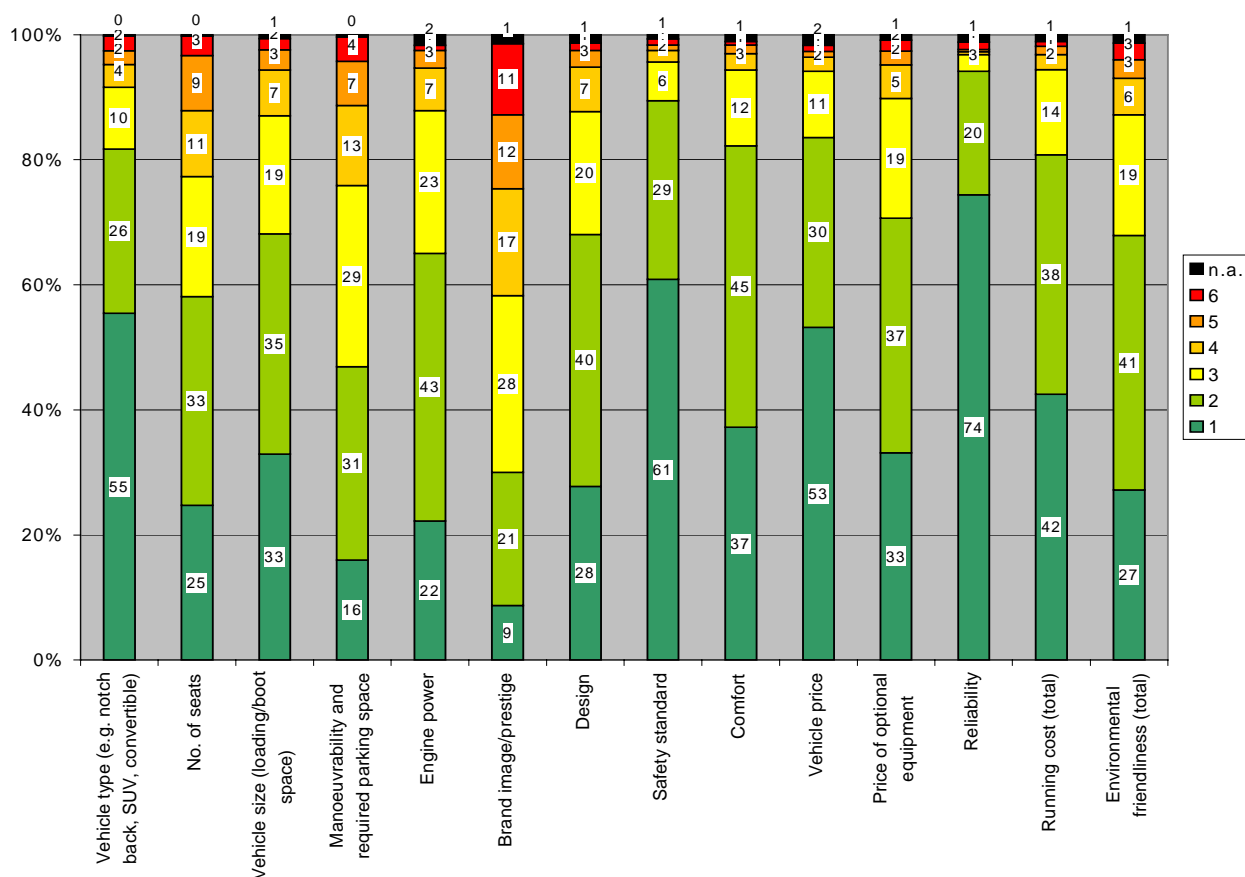
	All no.	%	Male no.	%	Female no.	%
No. of Participants	4255		3572	84	683	16
Age (years)						
18 - 29	645	15	458	13	187	27
30 - 39	1103	26	886	25	217	32
40 - 49	993	23	840	24	153	22
50 - 59	788	19	707	20	81	12
60 - 69	612	14	577	16	35	5
>= 70	105	2	97	3	8	1
n.a.	9	0	7	0	2	0
Education						
Lower secondary school	54	1	44	1	10	1
without completed vocational education						
Lower secondary school	737	17	665	19	72	11
with completed vocational education						
O-Level	1207	28	979	27	228	33
A-Level	845	20	668	19	177	26
University degree	1389	33	1195	33	194	28
n.a.	23	1	21	1	2	0
No. of persons in household						
1	705	17	504	14	201	29
2	1805	42	1549	43	256	37
3	819	19	688	19	131	19
4	718	17	645	18	73	11
5	147	3	131	4	16	2
6	26	1	23	1	3	0
>6	11	0	11	0	0	0
n.a.	24	1	21	1	3	0
Monthly net income of household (EURO)						
< 1000	108	3	69	2	39	6
1001 - 1500	353	8	249	7	104	15
1501 - 2000	566	13	450	13	116	17
2001 - 2500	743	17	642	18	101	15
2501 - 3000	718	17	622	17	96	14
3001 - 3500	560	13	492	14	68	10
3501 - 4000	401	9	357	10	44	6
4001 - 4500	216	5	192	5	24	4
4501 - 5000	132	3	118	3	14	2
> 5000	238	6	205	6	33	5
n.a.	220	5	176	5	44	6

2. Year of new car purchase

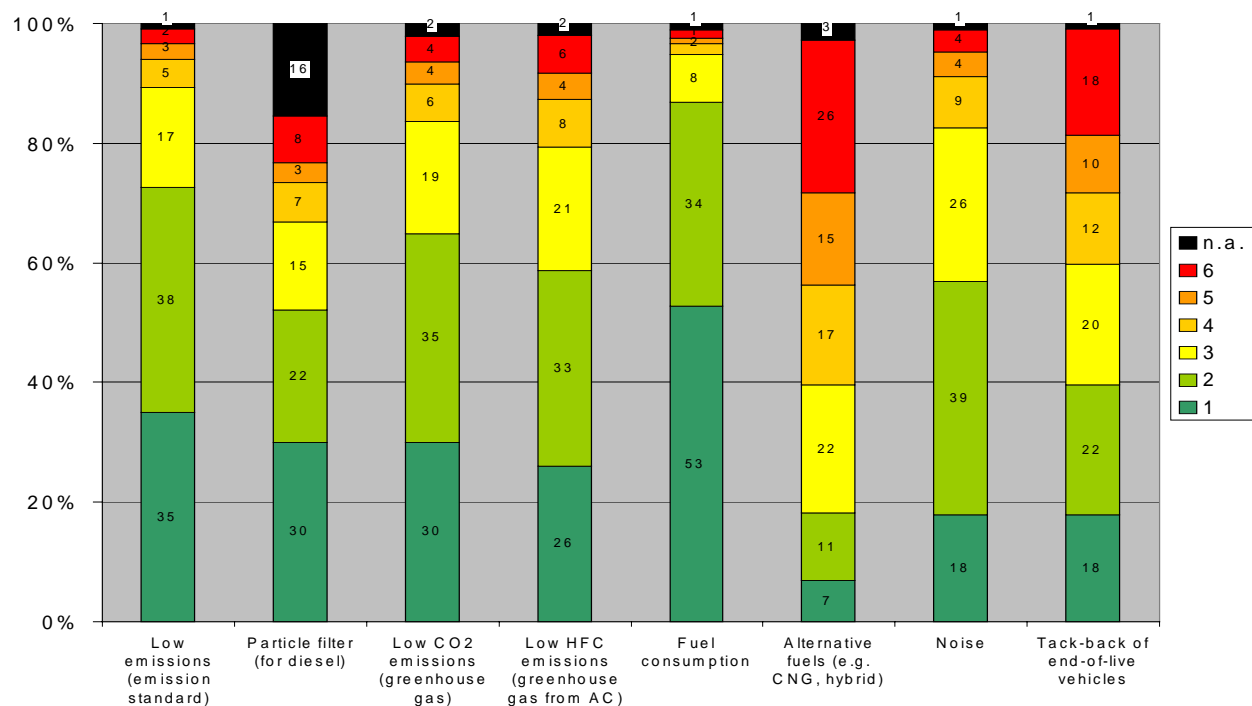
	All no.	%	Male no.	%	Female no.	%
No. of Participants	4255		3572	84	683	16
Year of car purchase						
2001	343	8	293	8	50	7
2002	516	12	438	12	78	11
2003	703	17	587	16	116	17
2004 (already bought)	1171	28	999	28	172	25
2004 (planned)	413	10	338	9	75	11
2005 (planned)	1071	25	887	25	184	27
n.a.	38	1	30	1	8	1

3. Criteria for the selection of a new passenger car

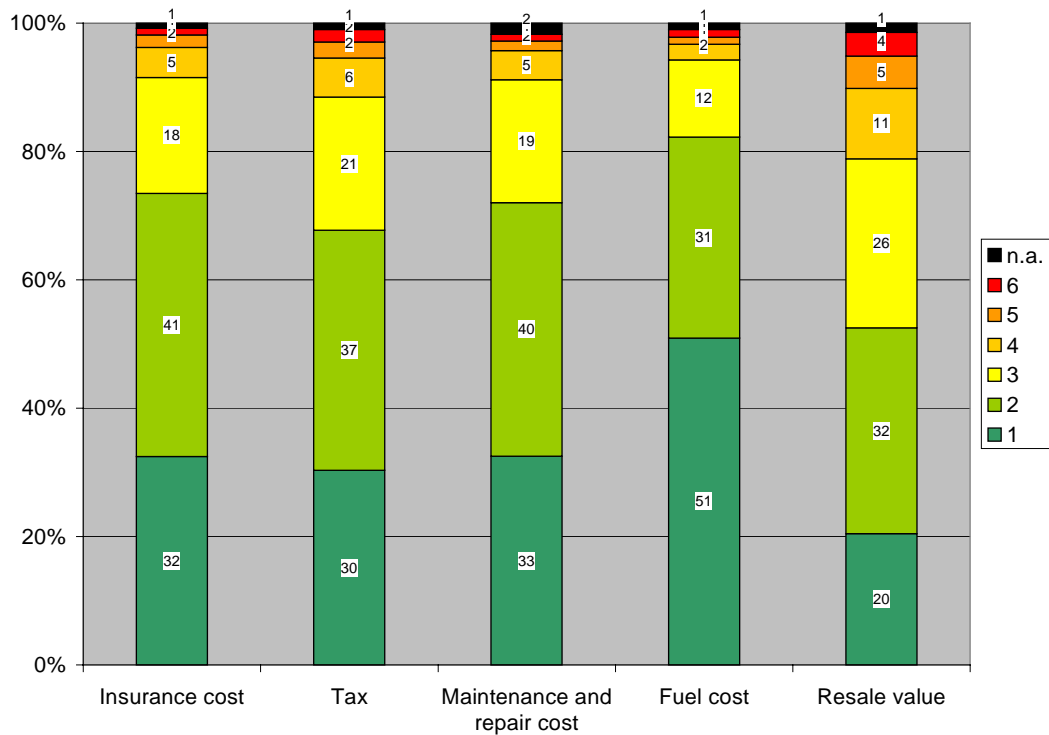
Question: "Please assess - in a range from 1 (very important) to 6 (unimportant) - how important the following criteria were/are for the selection of your new car."



3.1. Selection criteria – Environmental friendliness

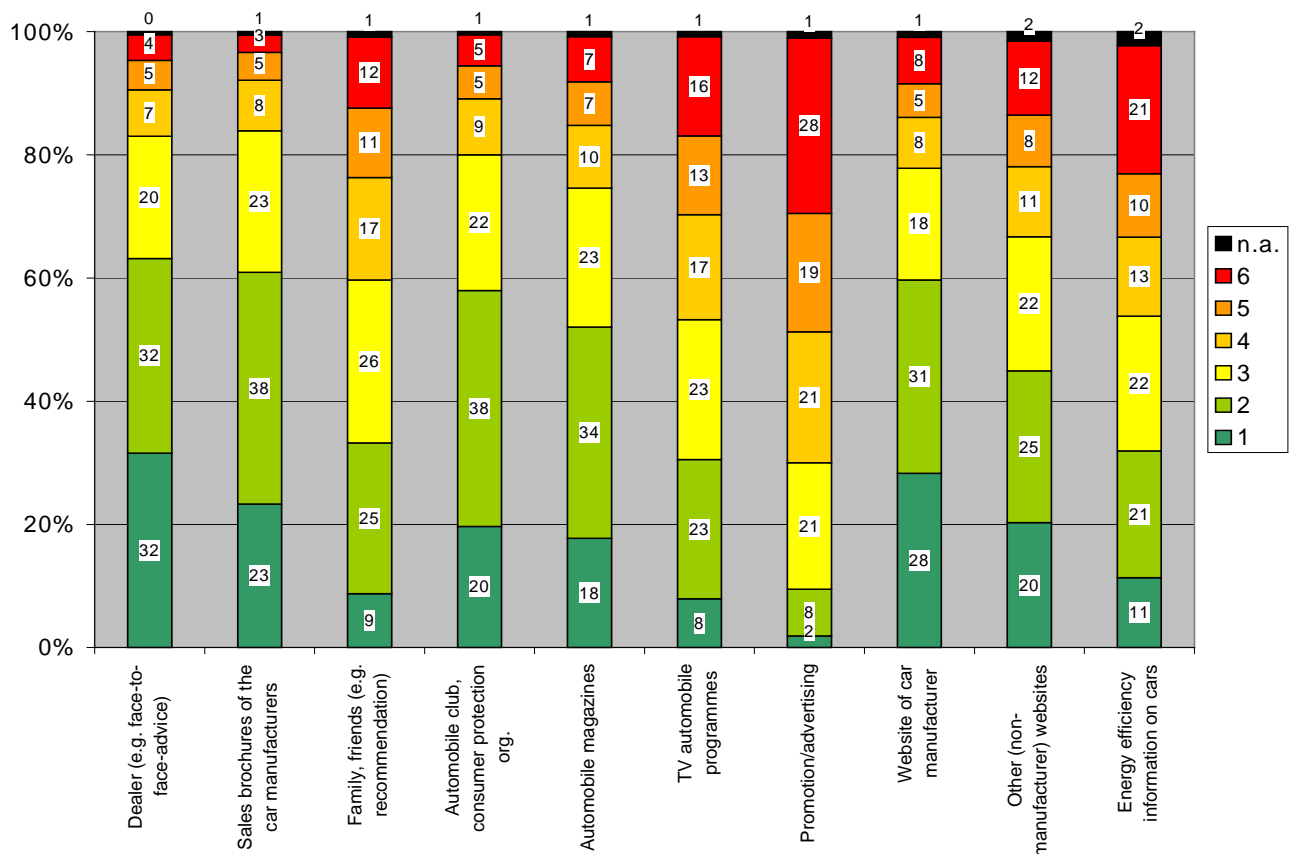


3.2. Selection criteria – Running Cost



4. Sources of information for the selection of a new passenger car

Question: "Which sources of information did/do you use to get the necessary information for the selection of your new car? Please assess - in a range from 1 (very important) to 6 (unimportant) - how important the following sources of information were/are for you."

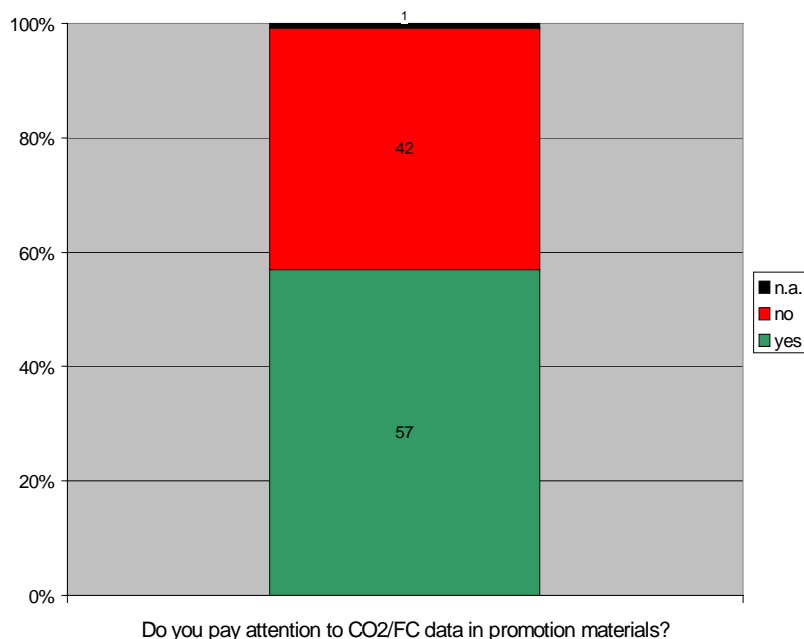


5. Consumers awareness of “Energy efficiency labelling of new passenger cars” according to Directive 1999/94/EC

Questions:

- a) “Do you know the “Energy efficiency labelling of new passenger cars?”
- b) “Do you know the “Fuel Economy Label” for showroom cars?”
- c) “Do you know the “Fuel Economy Poster/Display” in the dealer showrooms?”
- d) “Do you know the “Fuel Economy Guide”?”
- e) Do you pay attention to CO₂ emissions and fuel consumption data in promotion materials for a car model?”

Remark: Since the national German regulation did not come into force before 01 November 2004, only question d) was assessed.



5.1. Source of information for “Energy efficiency labelling” awareness

Question: „If you know the “Energy efficiency labelling of new passenger cars”, from whom/where did you get this information?”

Remark: Since the national German regulation did not come into force before 01 November 2004, this question was not assessed.

5.2. Effectiveness of the “Energy efficiency labelling”

Questions:

“If you know the “Energy efficiency labelling of new passenger cars”, please answer the following questions in a range from 1 (“fully agree” or “very important”) to 6 (“disagree” or “unimportant”).”

- a) “Fuel Economy Label” for showroom cars:
 - Do you find the information on the label comprehensible?
 - Do you find the information on the label informative?
 - Does or did the label have an effect on your car purchase decision?
- b) “Fuel Economy Poster/Display” in the dealer showrooms:
 - Do you find the information on the poster/display comprehensible?
 - Do you find the information on the poster/display informative?
 - Does or did the poster/display have an effect on your car purchase decision?
- c) “Fuel Economy Guide”:
 - Do you find the information on the guide comprehensible?
 - Do you find the information on the guide informative?
 - Does or did the guide have an effect on your car purchase decision?

Remark: Since the national German regulation did not come into force before 01 November 2004, this question was not assessed.

6. Comparison of passenger cars based on CO₂ emissions and/or fuel consumption

Questions:

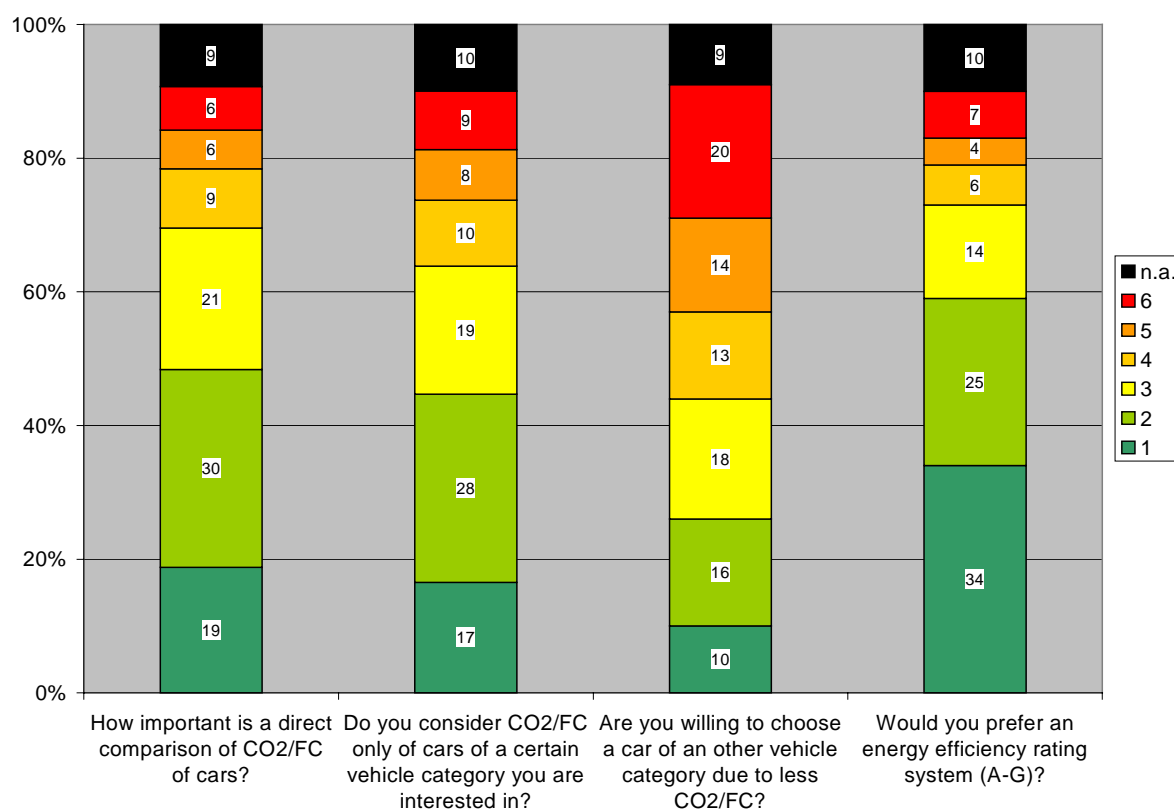
"Please answer the following questions in a range from 1 ("fully agree" or "very important") to 6 ("disagree" or "unimportant")."

a) *"How important is a direct comparison of CO₂ emissions or fuel consumption of passenger cars for you?"*

b) *"Do you consider only to the CO₂ emissions and the fuel consumption of passenger cars of a certain vehicle category (e.g. minis, family cars), which you are interested in?"*

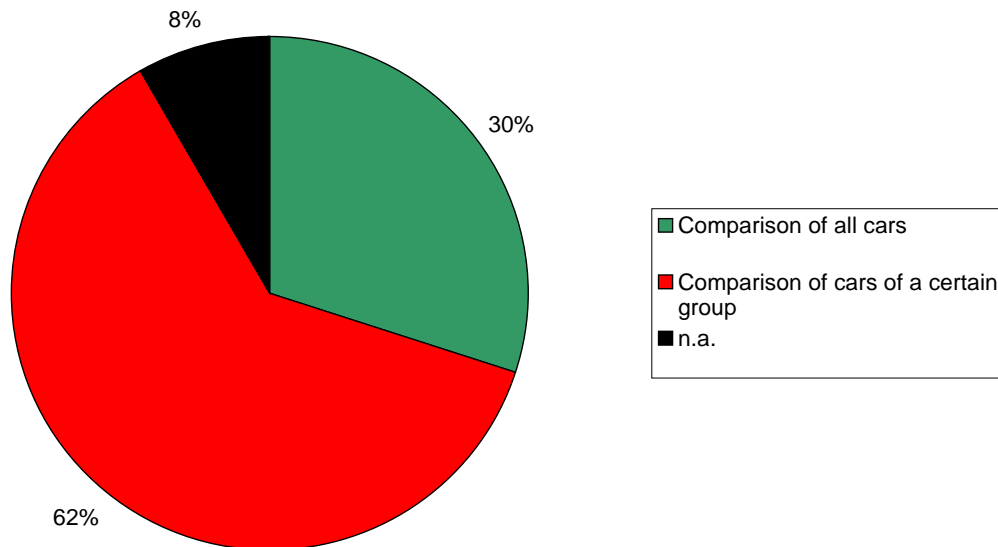
c) *"Would you be willing to choose a passenger car of an other vehicle category due to less CO₂ emissions and lower fuel consumption (e.g. mini instead of small family car)?"*

d) *"Would you prefer a label with an energy efficiency rating system (A-G) similar to the existing one for white goods (e.g. refrigerators, freezers, washing machines) also for passenger cars?"*



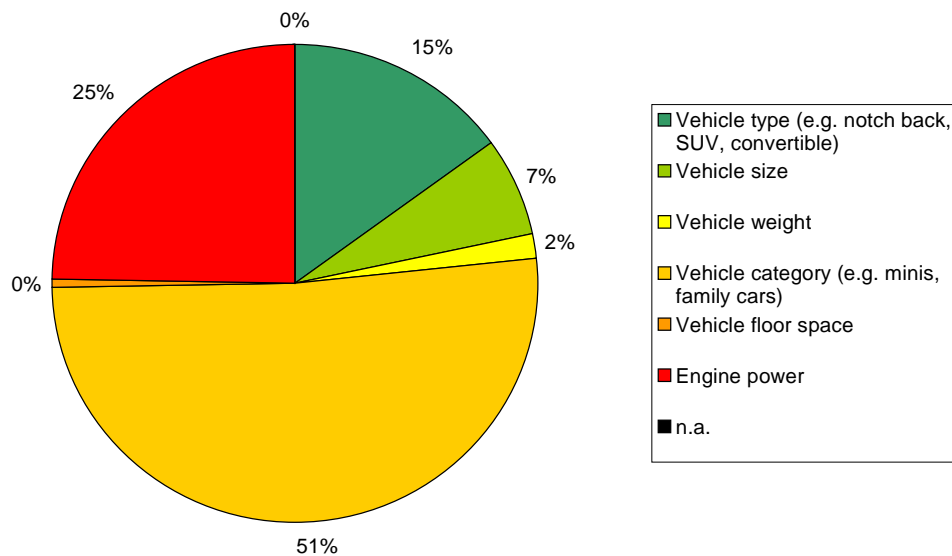
6.1. Energy efficiency rating system - Absolute or relative comparison preferred?

Question: "If you favour an energy efficiency rating system (A-G-) for passenger cars, would you prefer a comparison of all passenger cars or the comparison of passenger cars of a certain group (e.g. same vehicles type, same vehicle size)?"



6.2. Comparison criteria , if a relative comparison is preferred

Question: "If you prefer the comparison of passenger cars of a certain group, which criterion would you prefer for comparison?"



Annex 6: Members survey – Results of the single countries – Part 3: Italy

1. Participants - Personal data

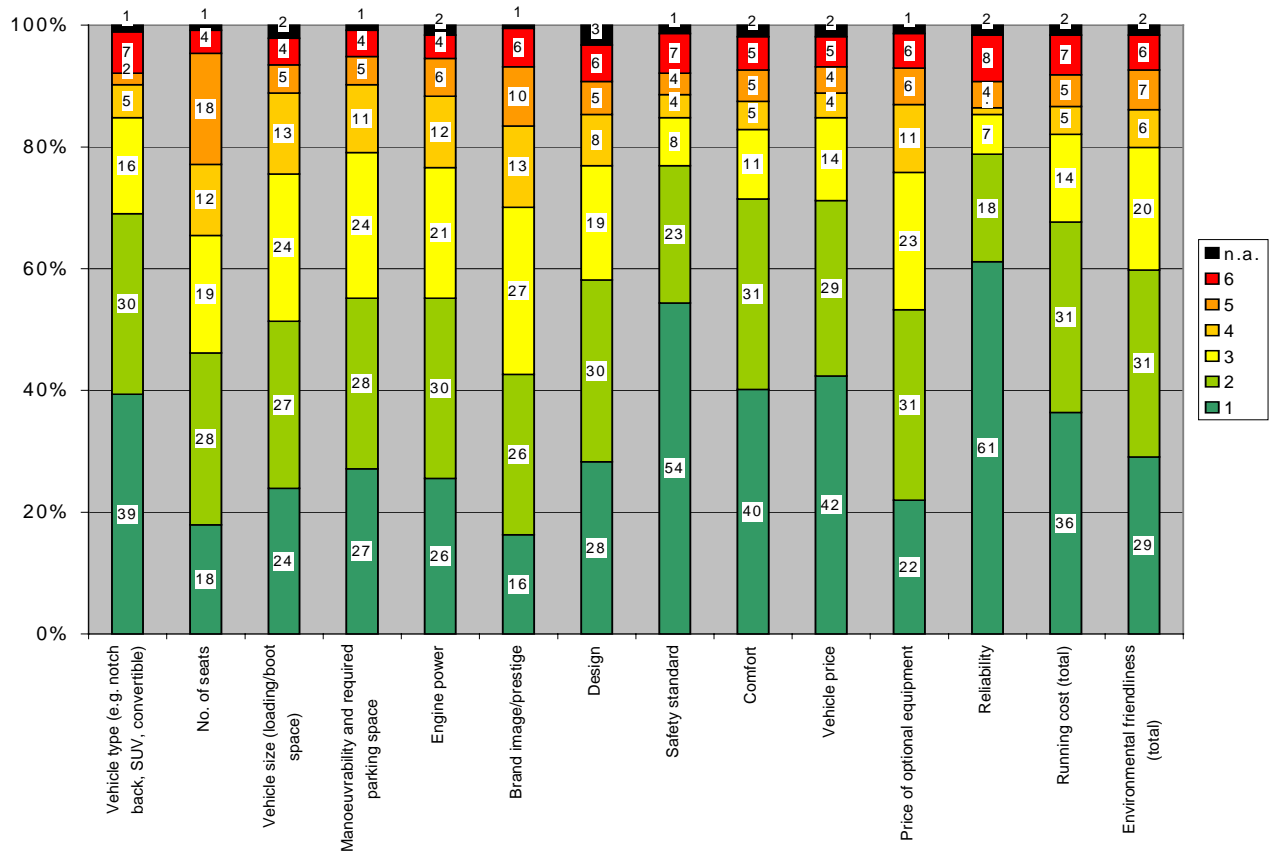
	All no.	%	Male no.	%	Female no.	%
No. of Participants	368	100	305	83	63	17
Age (years)						
18 - 29	67	18	52	17	15	24
30 - 39	151	41	122	40	29	46
40 - 49	90	24	79	26	11	17
50 - 59	44	12	37	12	7	11
60 - 69	10	3	10	3	0	0
>= 70	4	1	4	1	0	0
n.a.	2	1	1	0	1	2
Education						
Lower secondary school without completed vocational education	23	6	21	7	2	3
Lower secondary school with completed vocational education	20	5	16	5	4	6
O-Level	78	21	65	21	13	21
A-Level	146	40	116	38	30	48
University degree	101	27	87	29	14	22
No. of persons in household						
1	50	14	35	11	15	24
2	89	24	74	24	15	24
3	109	30	93	30	16	25
4	92	25	79	26	13	21
5	21	6	18	6	3	5
6	5	1	4	1	1	2
>6	1	0	1	0	0	0
n.a.	1	0	1	0	0	0
Monthly net income of household (EURO)						
< 1000	12	3	10	3	2	3
1001 - 1500	70	19	51	17	19	30
1501 - 2000	53	14	46	15	7	11
2001 - 2500	66	18	55	18	11	17
2501 - 3000	46	13	41	13	5	8
3001 - 3500	35	10	29	10	6	10
3501 - 4000	20	5	15	5	5	8
4001 - 4500	21	6	18	6	3	5
4501 - 5000	4	1	4	1	0	0
> 5000	33	9	30	10	3	5
n.a.	8	2	6	2	2	3

2. Year of new car purchase

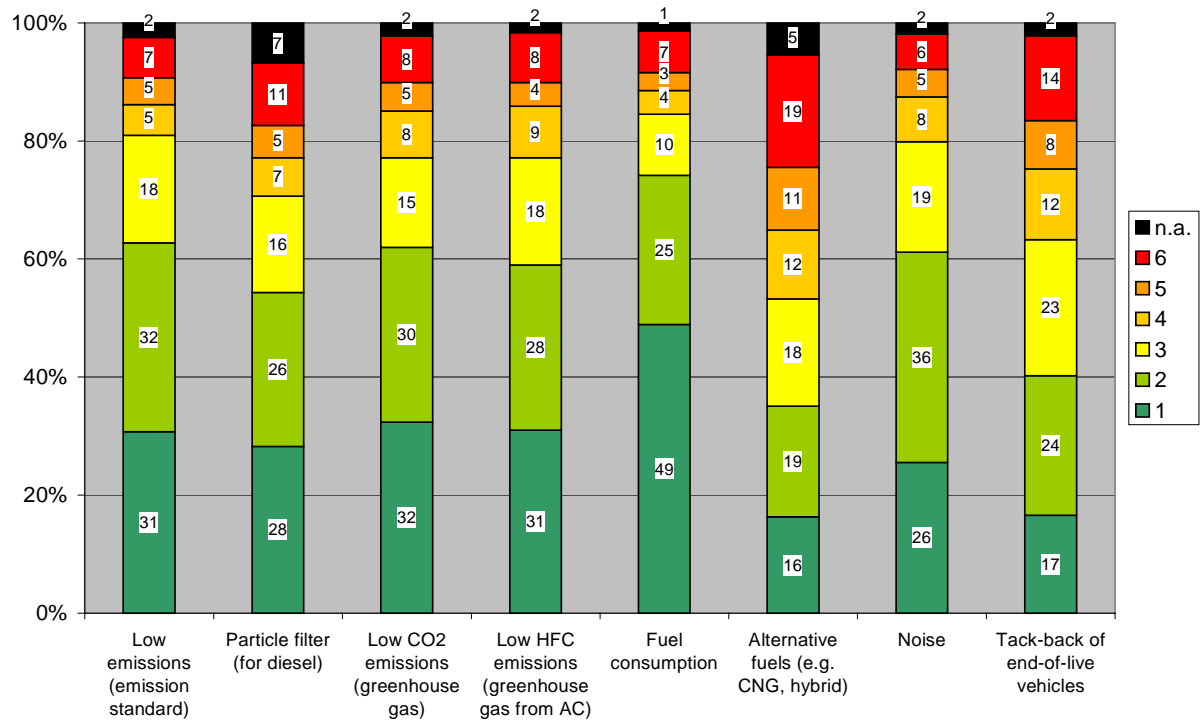
	All no.	%	Male no.	%	Female no.	%
No. of Participants	368	100	305	83	63	17
Year of car purchase						
2001	49	13	41	13	8	13
2002	54	15	45	15	9	14
2003	49	13	44	14	5	8
2004 (already bought)	78	21	61	20	17	27
2004 (planned)	41	11	33	11	8	13
2005 (planned)	94	26	78	26	16	25
n.a.	3	1	3	1	0	0

3. Criteria for the selection of a new passenger car

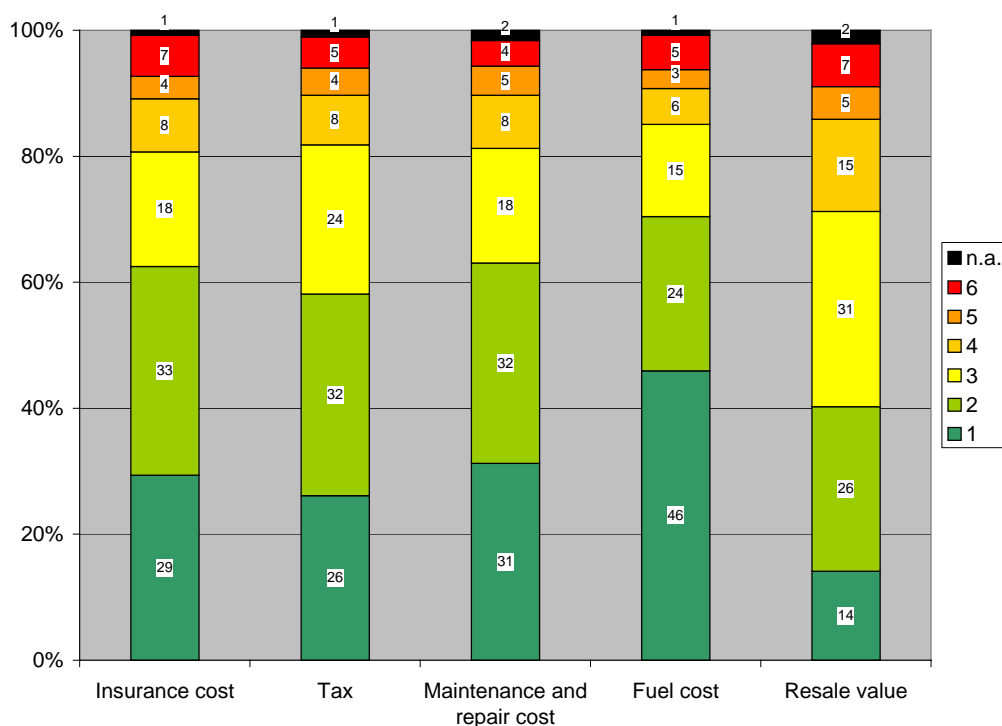
Question: "Please assess - in a range from 1 (very important) to 6 (unimportant) - how important the following criteria were/are for the selection of your new car."



3.1. Selection criteria – Environmental friendliness

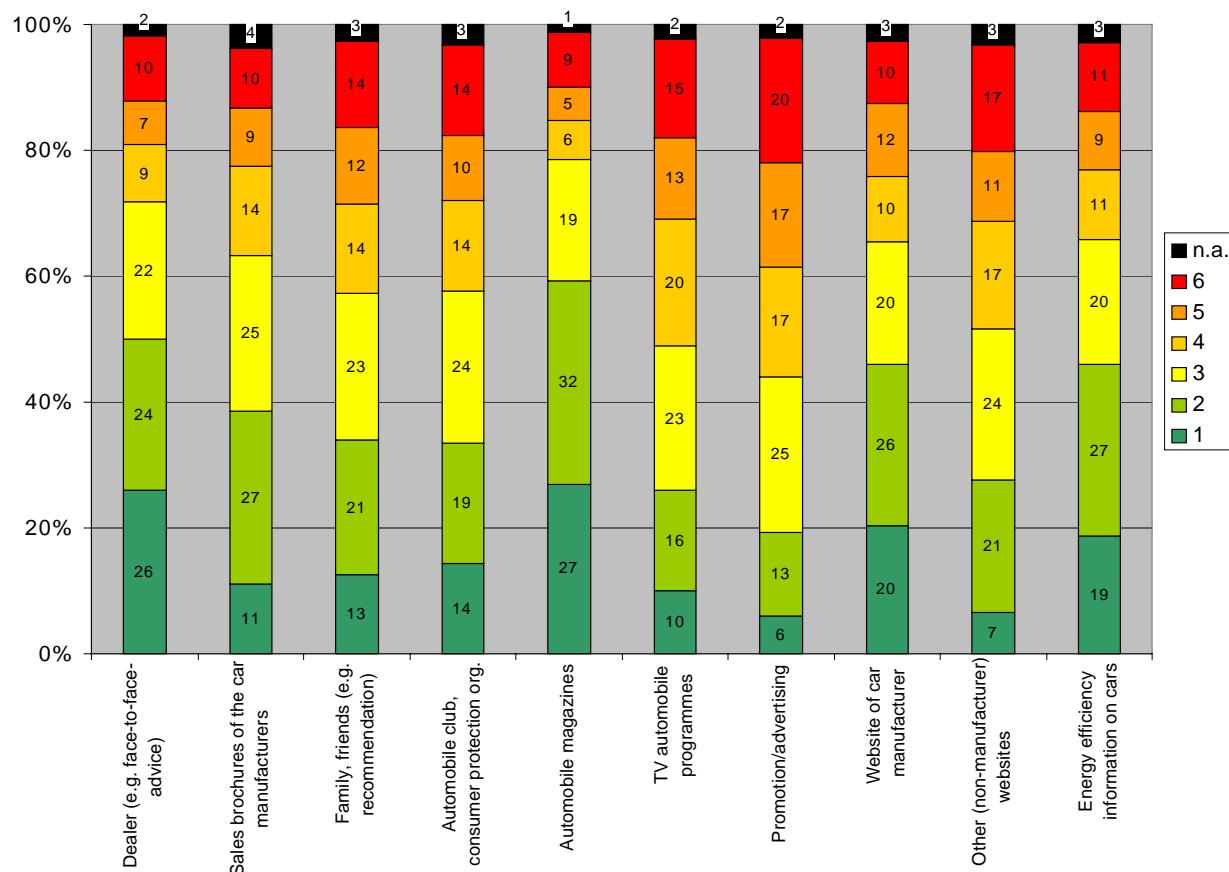


3.2. Selection criteria – Running Cost



4. Sources of information for the selection of a new passenger car

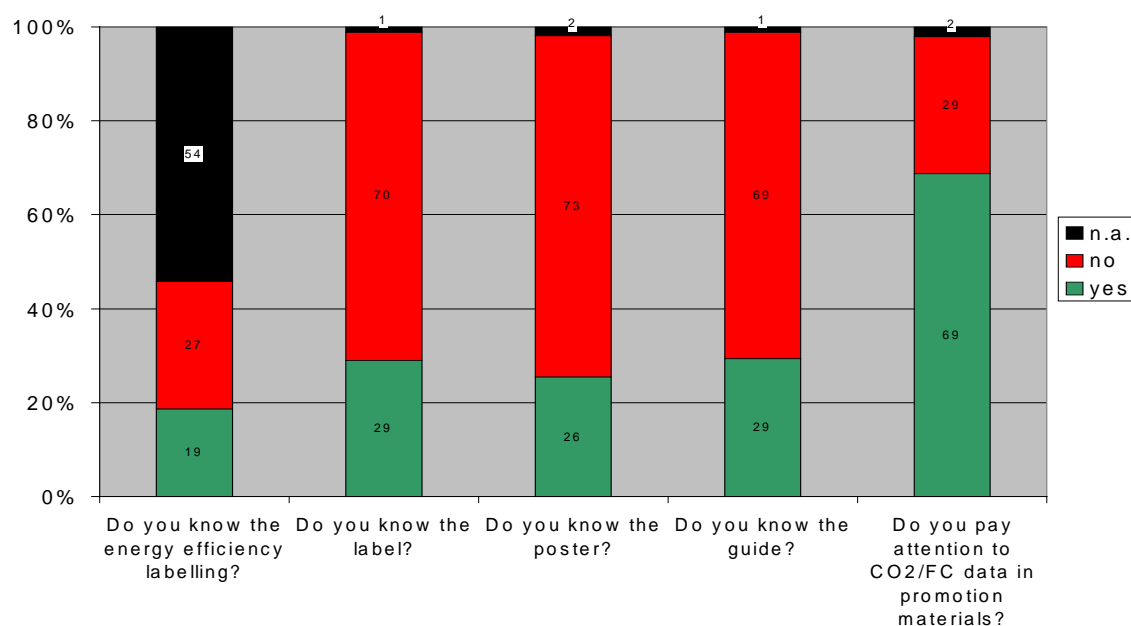
Question: "Which sources of information did/do you use to get the necessary information for the selection of your new car? Please assess - in a range from 1 (very important) to 6 (unimportant) - how important the following sources of information were/are for you."



5. Consumers awareness of “Energy efficiency labelling of new passenger cars” according to Directive 1999/94/EC

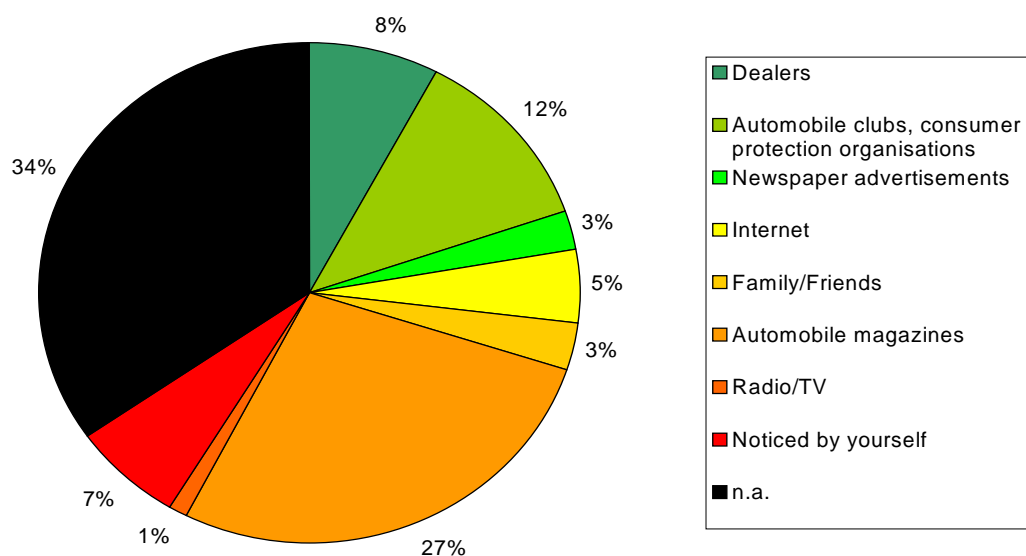
Questions:

- “Do you know the “Energy efficiency labelling of new passenger cars?”
- “Do you know the “Fuel Economy Label” for showroom cars?”
- “Do you know the “Fuel Economy Poster/Display” in the dealer showrooms?”
- “Do you know the “Fuel Economy Guide”?”
- Do you pay attention to CO₂ emissions and fuel consumption data in promotion materials for a car model?”



5.1. Source of information for “Energy efficiency labelling” awareness

Question: „If you know the “Energy efficiency labelling of new passenger cars”, from whom/where did you get this information?”



5.2. Effectiveness of the “Energy efficiency labelling”

Questions: “If you know the “Energy efficiency labelling of new passenger cars”, please answer the following questions in a range from 1 (“fully agree” or “very important”) to 6 (“disagree” or “unimportant”).”

a) “Fuel Economy Label” for showroom cars:

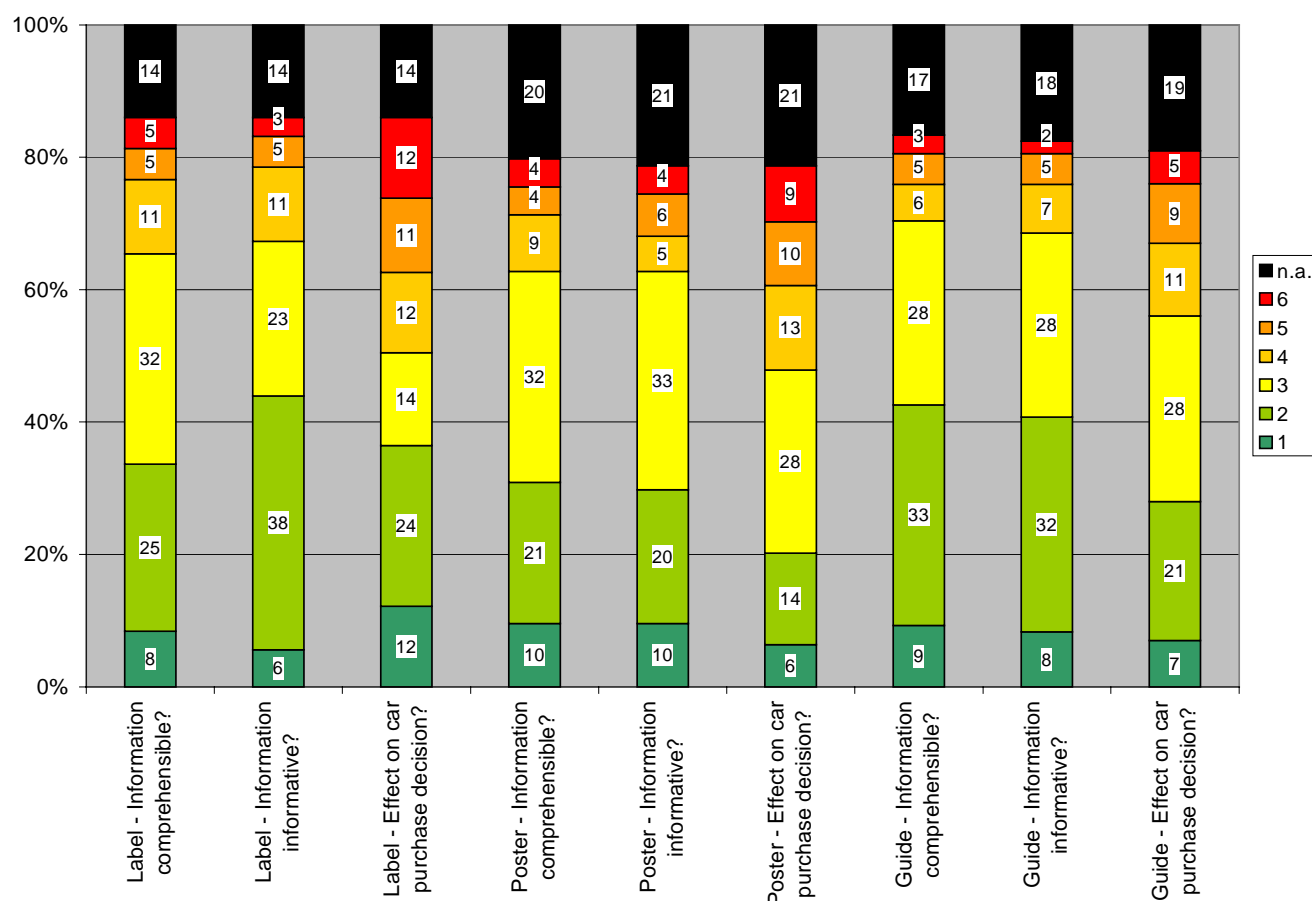
- Do you find the information on the label comprehensible?
- Do you find the information on the label informative?
- Does or did the label have an effect on your car purchase decision?

b) “Fuel Economy Poster/Display” in the dealer showrooms:

- Do you find the information on the poster/display comprehensible?
- Do you find the information on the poster/display informative?
- Does or did the poster/display have an effect on your car purchase decision?

c) “Fuel Economy Guide”:

- Do you find the information on the guide comprehensible?
- Do you find the information on the guide informative?
- Does or did the guide have an effect on your car purchase decision?



6. Comparison of passenger cars based on CO₂ emissions and/or fuel consumption

Questions:

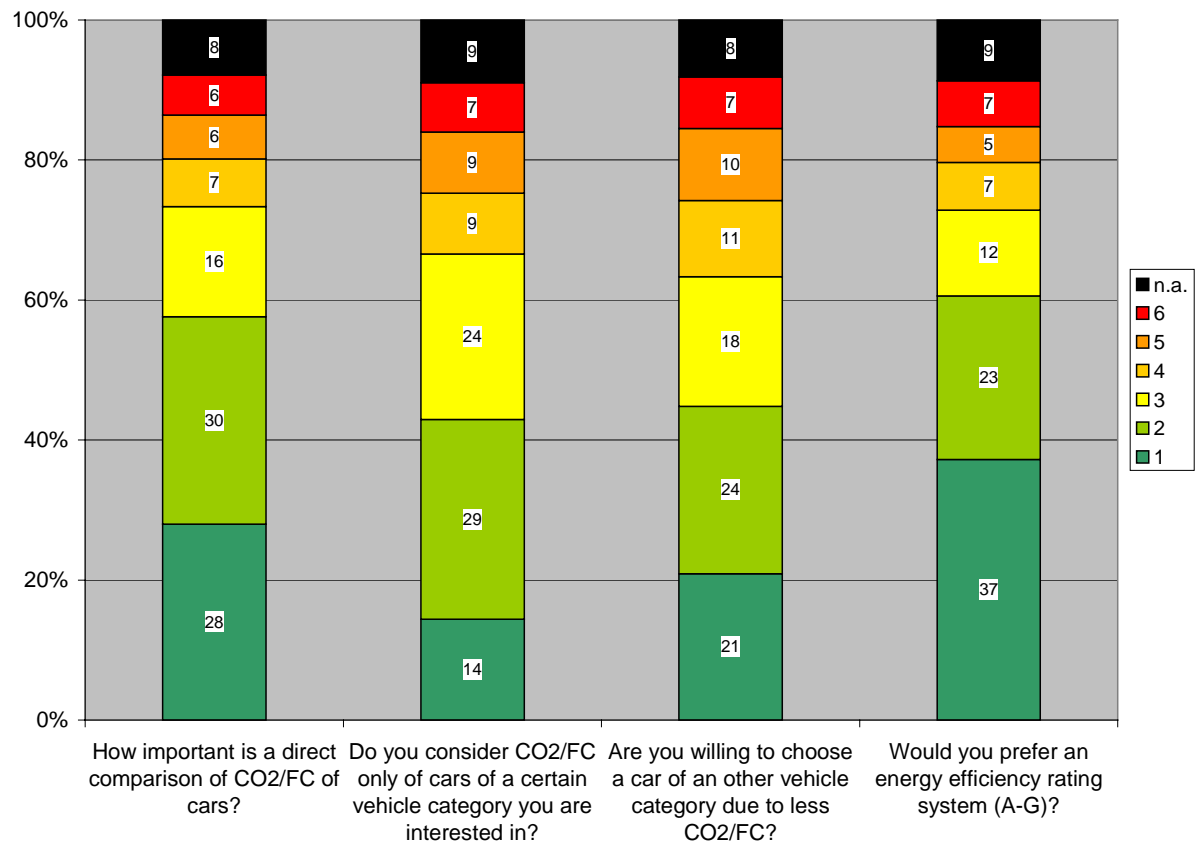
“Please answer the following questions in a range from 1 (“fully agree” or “very important”) to 6 (“disagree” or “unimportant”).”

a) “How important is a direct comparison of CO₂ emissions or fuel consumption of passenger cars for you?”

b) “Do you consider only to the CO₂ emissions and the fuel consumption of passenger cars of a certain vehicle category (e.g. minis, family cars), which you are interested in?”

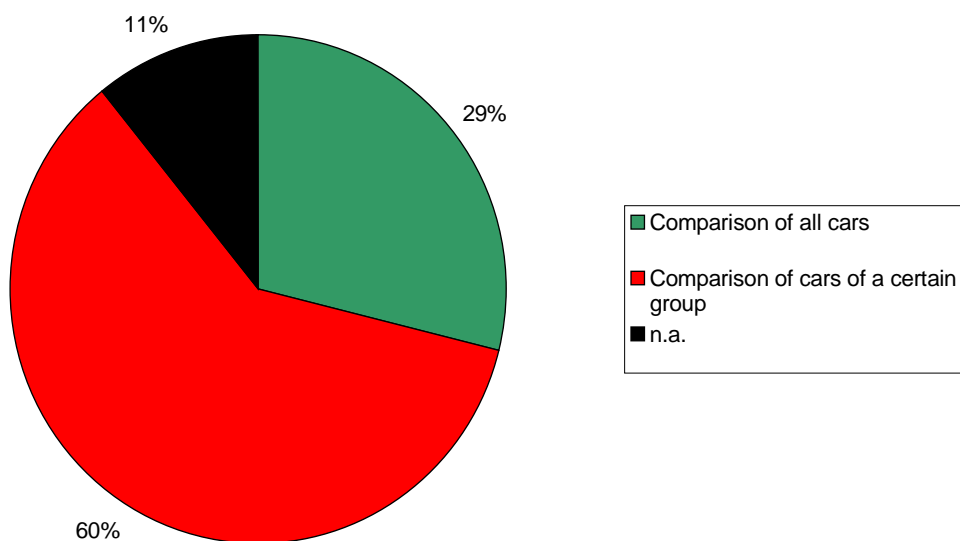
c) “Would you be willing to choose a passenger car of an other vehicle category due to less CO₂ emissions and lower fuel consumption (e.g. mini instead of small family car)?”

d)" Would you prefer a label with an energy efficiency rating system (A-G) similar to the existing one for white goods (e.g. refrigerators, freezers, washing machines) also for passenger cars?



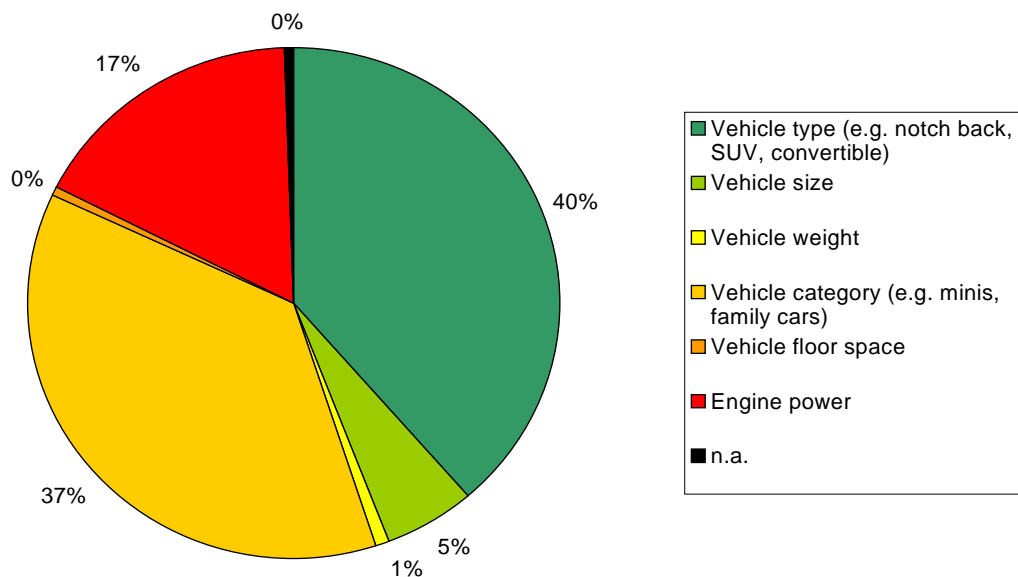
6.1. Energy efficiency rating system - Absolute or relative comparison preferred?

Question: "If you favour an energy efficiency rating system (A-G-) for passenger cars, would you prefer a comparison of all passenger cars or the comparison of passenger cars of a certain group (e.g. same vehicles type, same vehicle size)?"



6.2. Comparison criteria , if a relative comparison is preferred

Question: "If you prefer the comparison of passenger cars of a certain group, which criterion would you prefer for comparison?"



Annex 6: Members survey – Results of the single countries – Part 4: Luxembourg

1. Participants - Personal data

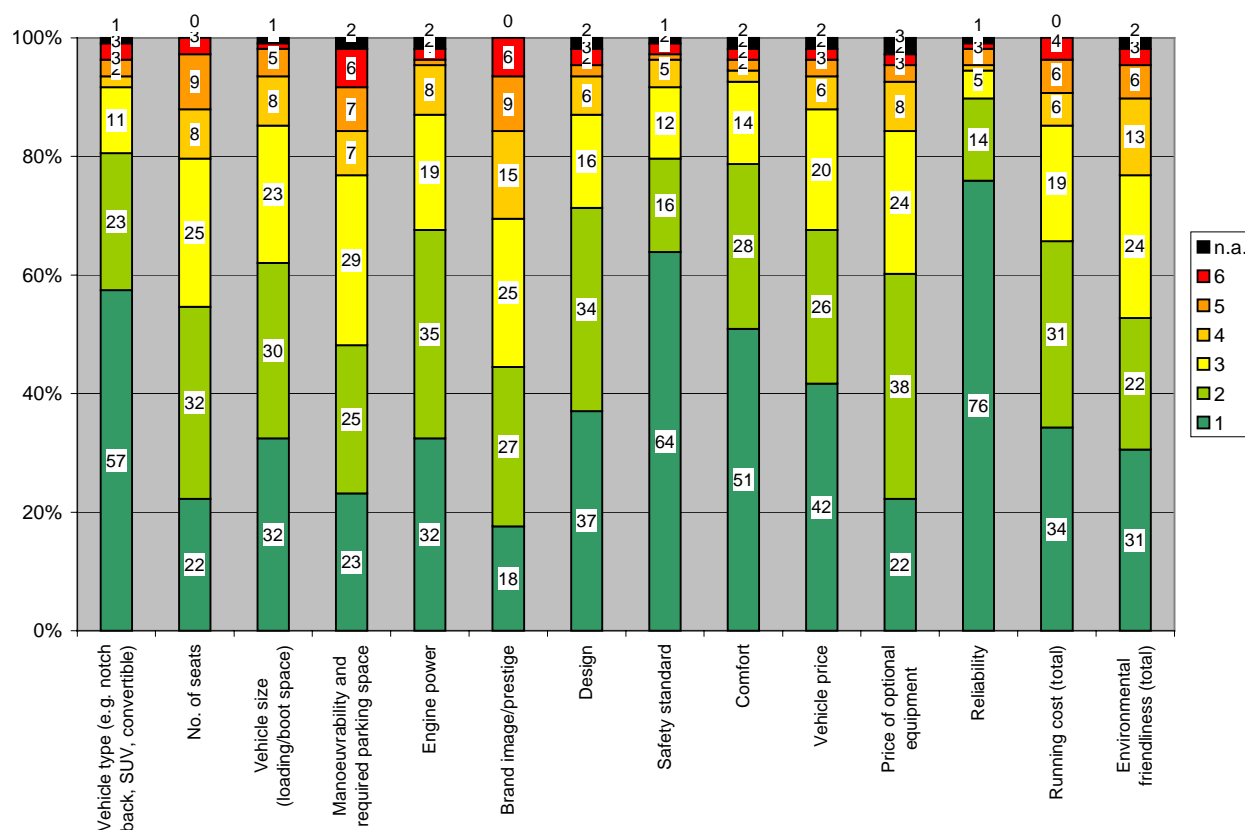
	All no.	%	Male no.	%	Female no.	%
No. of Participants	108		75	69	33	31
Age (years)						
18 - 29	35	32	20	27	15	45
30 - 39	39	36	30	40	9	27
40 - 49	22	20	18	24	4	12
50 - 59	9	8	4	5	5	15
60 - 69	1	1	1	1	0	0
>= 70	2	2	2	3	0	0
n.a.	0	0	0	0	0	0
Education						
Lower secondary school without completed vocational education	9	8	6	8	3	9
Lower secondary school with completed vocational education	21	19	17	23	4	12
O-Level	12	11	8	11	4	12
A-Level	43	40	30	40	13	39
University degree	23	21	14	19	9	27
n.a.	0	0	0	0	0	0
No. of persons in household						
1	28	26	17	23	11	33
2	31	29	20	27	11	33
3	18	17	14	19	4	12
4	24	22	18	24	6	18
5	5	5	5	7	0	0
6	2	2	1	1	1	3
>6	0	0	0	0	0	0
n.a.	0	0	0	0	0	0
Monthly net income of household (EURO)						
< 1000	1	1	0	0	1	3
1001 - 1500	3	1	2	3	1	3
1501 - 2000	8	3	4	5	4	12
2001 - 2500	18	7	15	20	3	9
2501 - 3000	14	17	10	13	4	12
3001 - 3500	10	13	8	11	2	6
3501 - 4000	11	9	6	8	5	15
4001 - 4500	11	10	8	11	3	9
4501 - 5000	9	10	5	7	4	12
> 5000	19	8	14	19	5	15
n.a.	4	18	3	4	1	3

2. Year of new car purchase

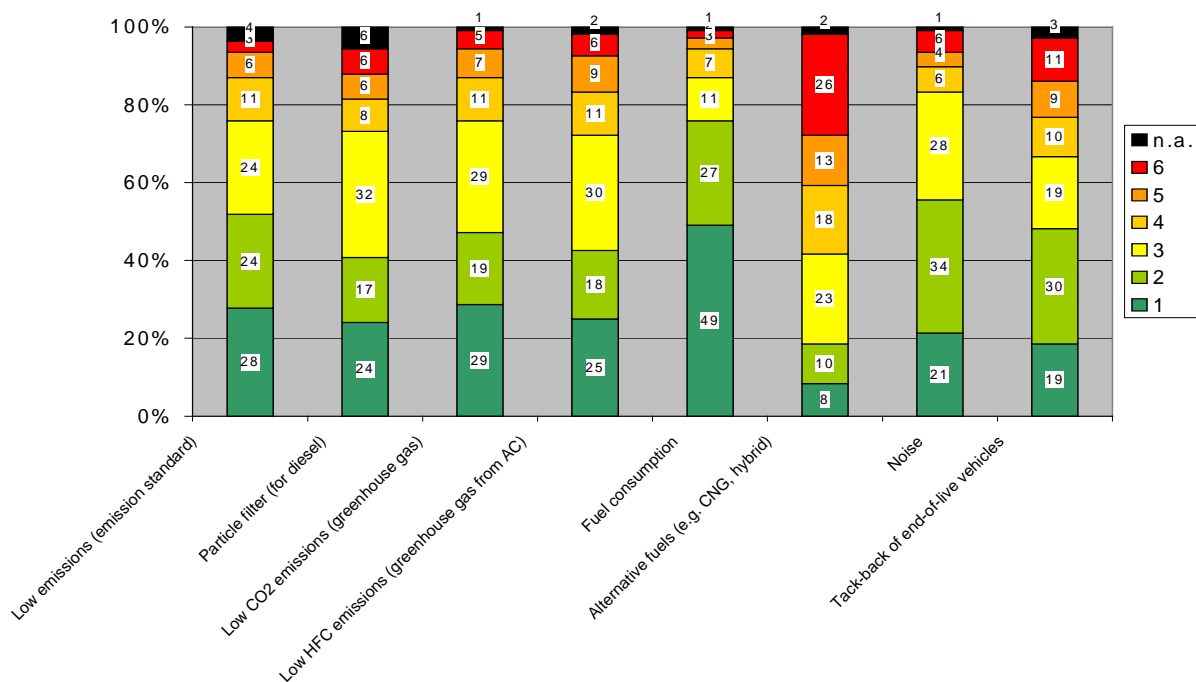
	All no.	%	Male no.	%	Female no.	%
No. of Participants	108		75	69	33	31
Year of car purchase						
2001	10	9	7	9	3	9
2002	11	10	5	7	6	18
2003	29	27	20	27	9	27
2004 (already bought)	21	19	15	20	6	18
2004 (planned)	9	8	7	9	2	6
2005 (planned)	26	24	20	27	6	18
n.a.	2	2	1	1	1	3

3. Criteria for the selection of a new passenger car

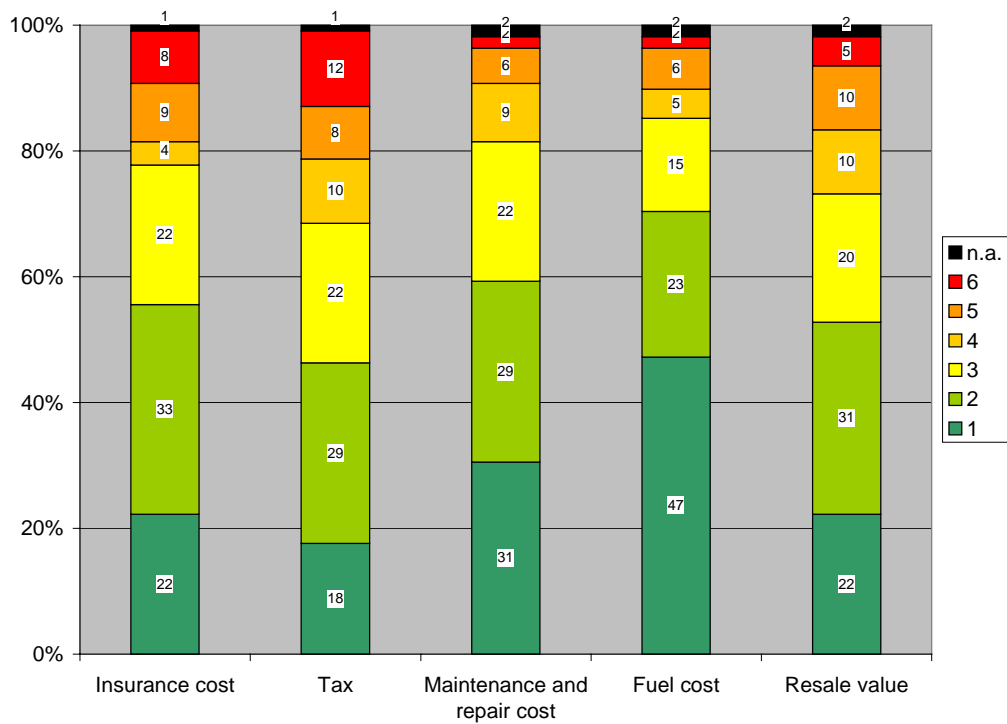
Question: "Please assess - in a range from 1 (very important) to 6 (unimportant) - how important the following criteria were/are for the selection of your new car."



3.1. Selection criteria – Environmental friendliness

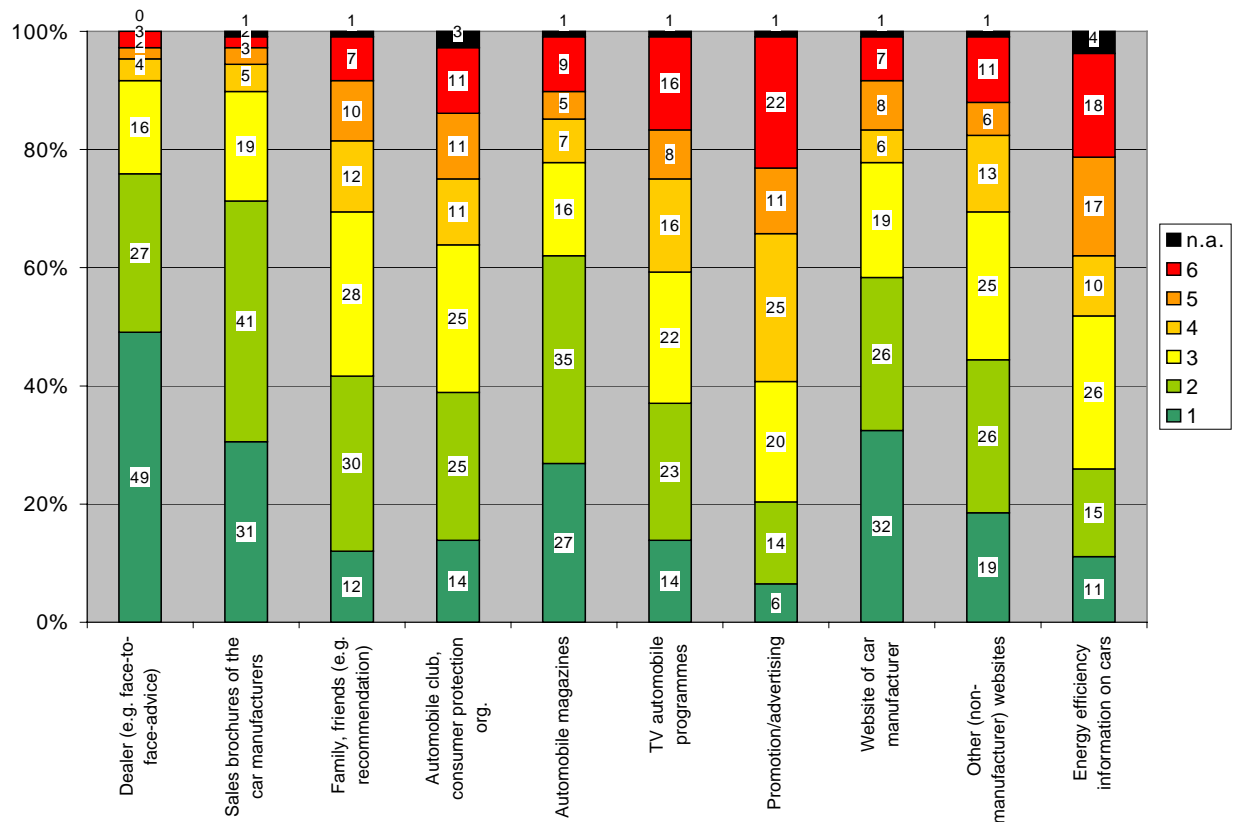


3.2. Selection criteria – Running Cost



4. Sources of information for the selection of a new passenger car

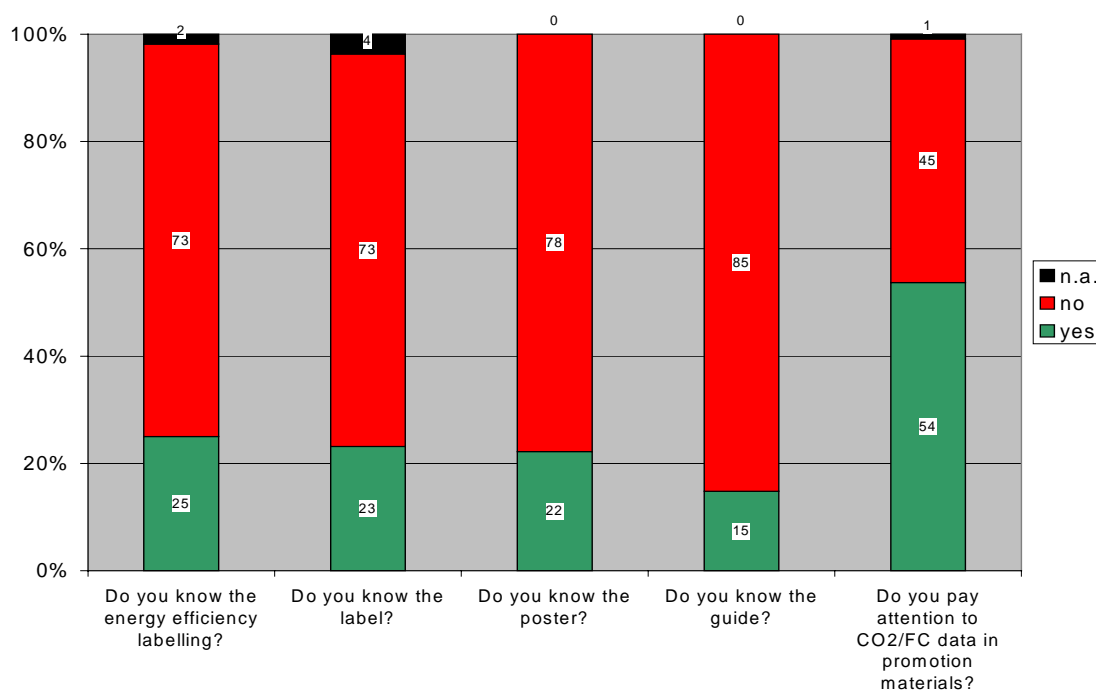
Question: "Which sources of information did/do you use to get the necessary information for the selection of your new car? Please assess - in a range from 1 (very important) to 6 (unimportant) - how important the following sources of information were/are for you."



5. Consumers awareness of “Energy efficiency labelling of new passenger cars” according to Directive 1999/94/EC

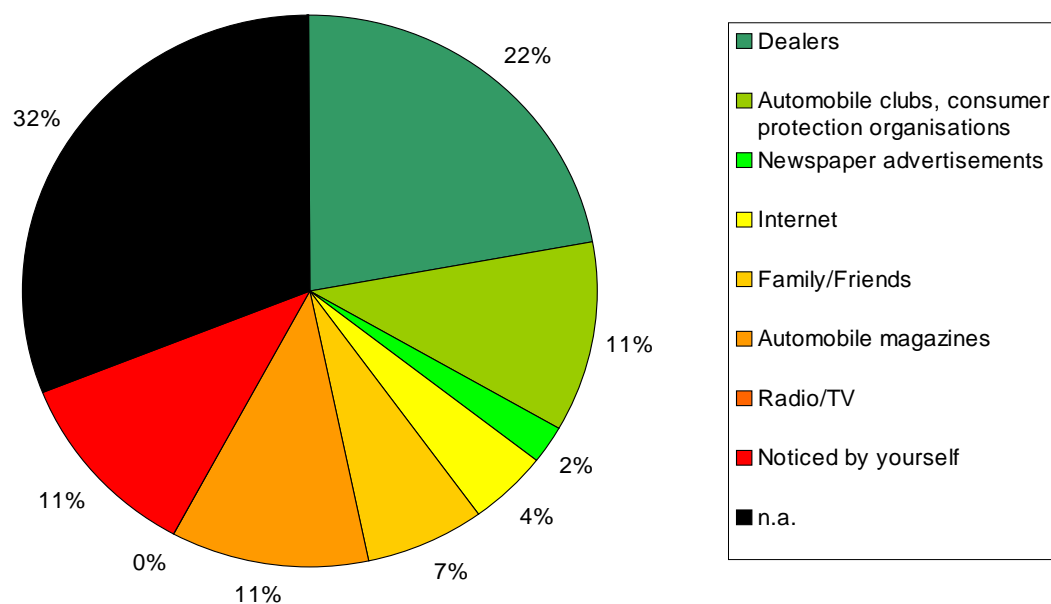
Questions:

- “Do you know the “Energy efficiency labelling of new passenger cars?”
- “Do you know the “Fuel Economy Label” for showroom cars?”
- “Do you know the “Fuel Economy Poster/Display” in the dealer showrooms?”
- “Do you know the “Fuel Economy Guide?”
- Do you pay attention to CO₂ emissions and fuel consumption data in promotion materials for a car model?”



5.1. Source of information for “Energy efficiency labelling” awareness

Question: „If you know the “Energy efficiency labelling of new passenger cars”, from whom/where did you get this information?“



5.2. Effectiveness of the “Energy efficiency labelling”

Questions: “If you know the “Energy efficiency labelling of new passenger cars”, please answer the following questions in a range from 1 (“fully agree” or “very important”) to 6 (“disagree” or “unimportant”).”

a) “Fuel Economy Label” for showroom cars:

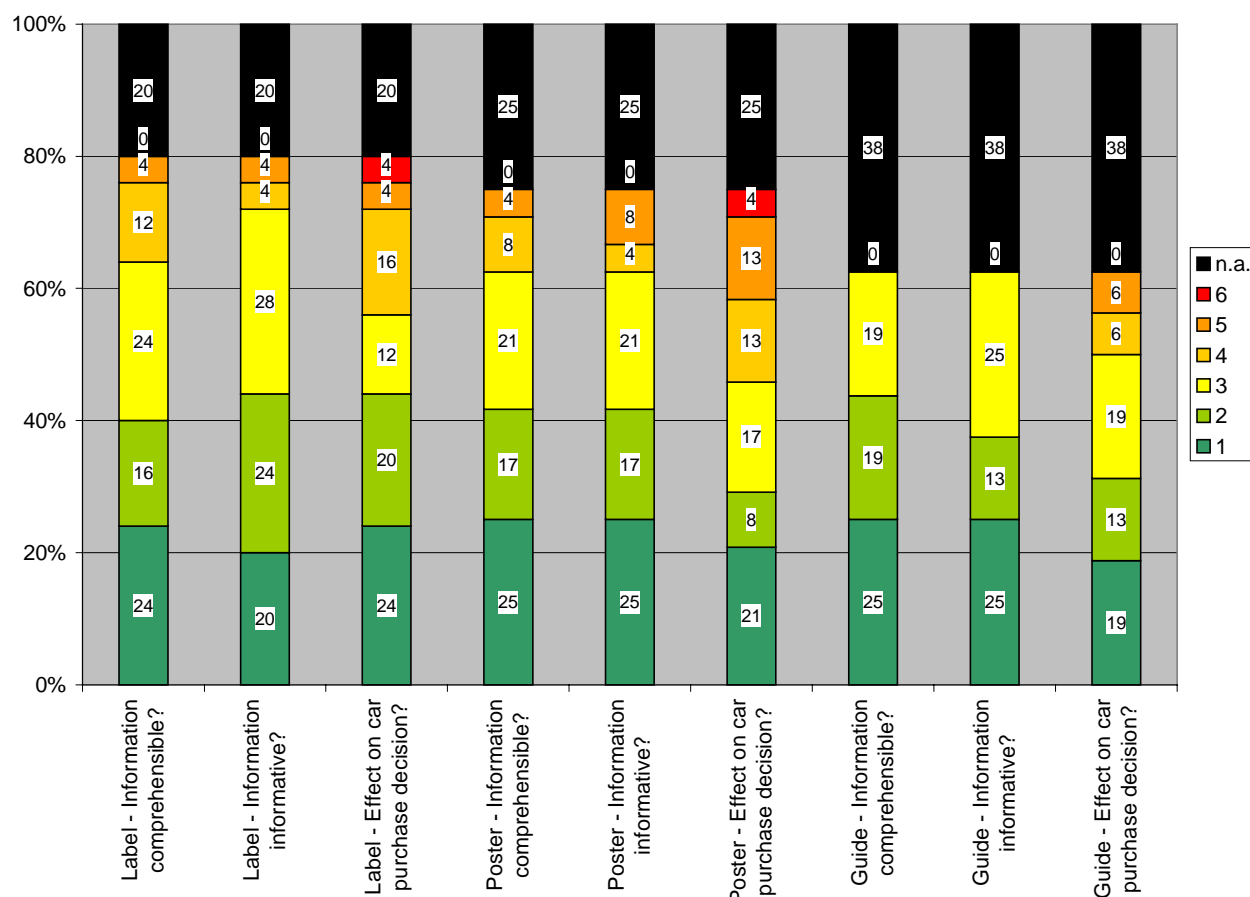
- Do you find the information on the label comprehensible?
- Do you find the information on the label informative?
- Does or did the label have an effect on your car purchase decision?

b) “Fuel Economy Poster/Display” in the dealer showrooms:

- Do you find the information on the poster/display comprehensible?
- Do you find the information on the poster/display informative?
- Does or did the poster/display have an effect on your car purchase decision?

c) “Fuel Economy Guide”:

- Do you find the information on the guide comprehensible?
- Do you find the information on the guide informative?
- Does or did the guide have an effect on your car purchase decision?



6. Comparison of passenger cars based on CO₂ emissions and/or fuel consumption

Questions:

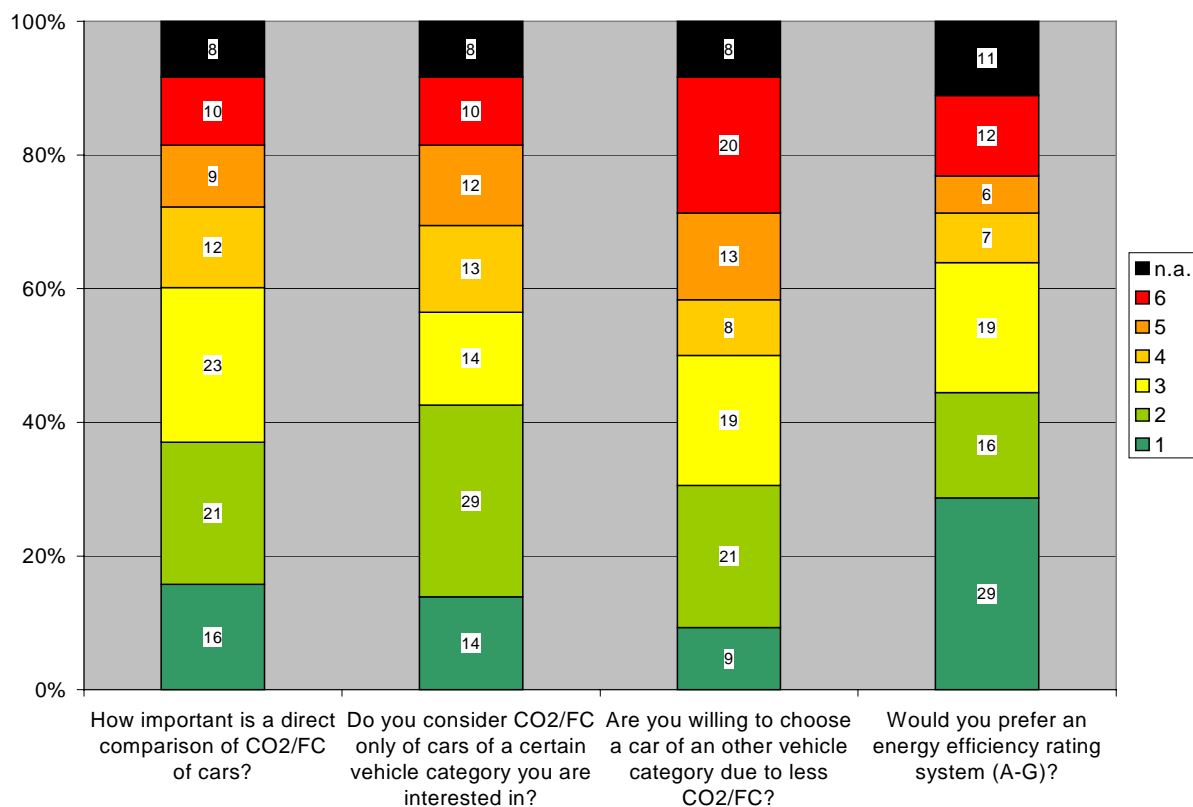
“Please answer the following questions in a range from 1 (“fully agree” or “very important”) to 6 (“disagree” or “unimportant”).”

a) “How important is a direct comparison of CO₂ emissions or fuel consumption of passenger cars for you?”

b) “Do you consider only to the CO₂ emissions and the fuel consumption of passenger cars of a certain vehicle category (e.g. minis, family cars), which you are interested in?”

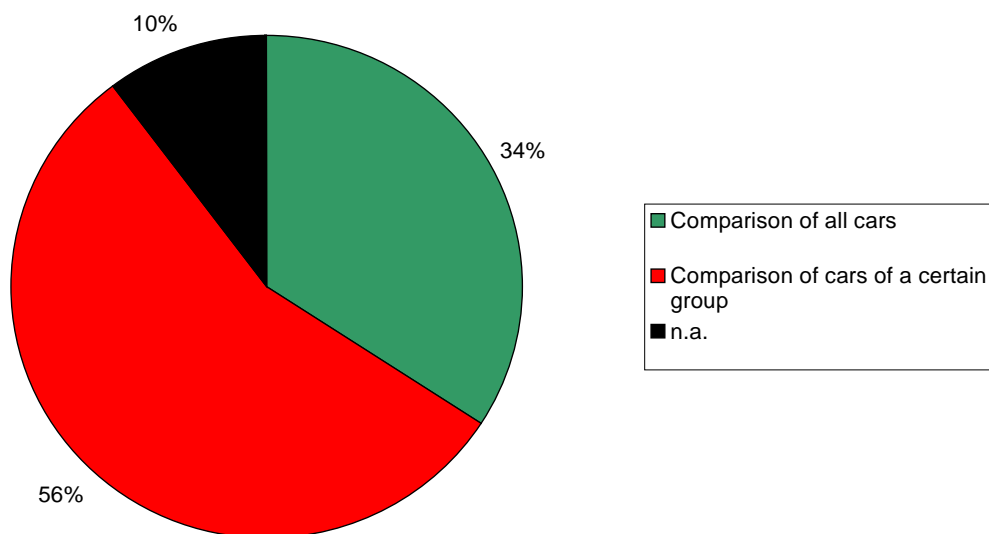
c) “Would you be willing to choose a passenger car of an other vehicle category due to less CO₂ emissions and lower fuel consumption (e.g. mini instead of small family car)?”

d)" Would you prefer a label with an energy efficiency rating system (A-G) similar to the existing one for white goods (e.g. refrigerators, freezers, washing machines) also for passenger cars?



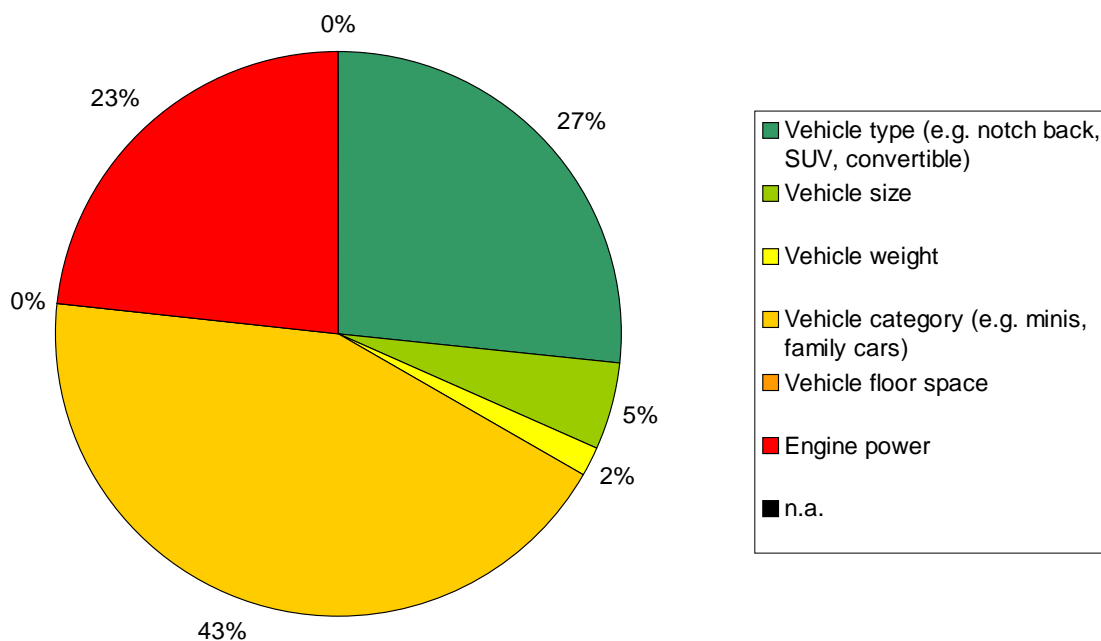
6.1. Energy efficiency rating system - Absolute or relative comparison preferred?

Question: "If you favour an energy efficiency rating system (A-G-) for passenger cars, would you prefer a comparison of all passenger cars or the comparison of passenger cars of a certain group (e.g. same vehicles type, same vehicle size)?"



6.2. Comparison criteria , if a relative comparison is preferred

Question: "If you prefer the comparison of passenger cars of a certain group, which criterion would you prefer for comparison?"



Annex 6: Members survey – Results of the single countries – Part 5: Netherlands

1. Participants - Personal data

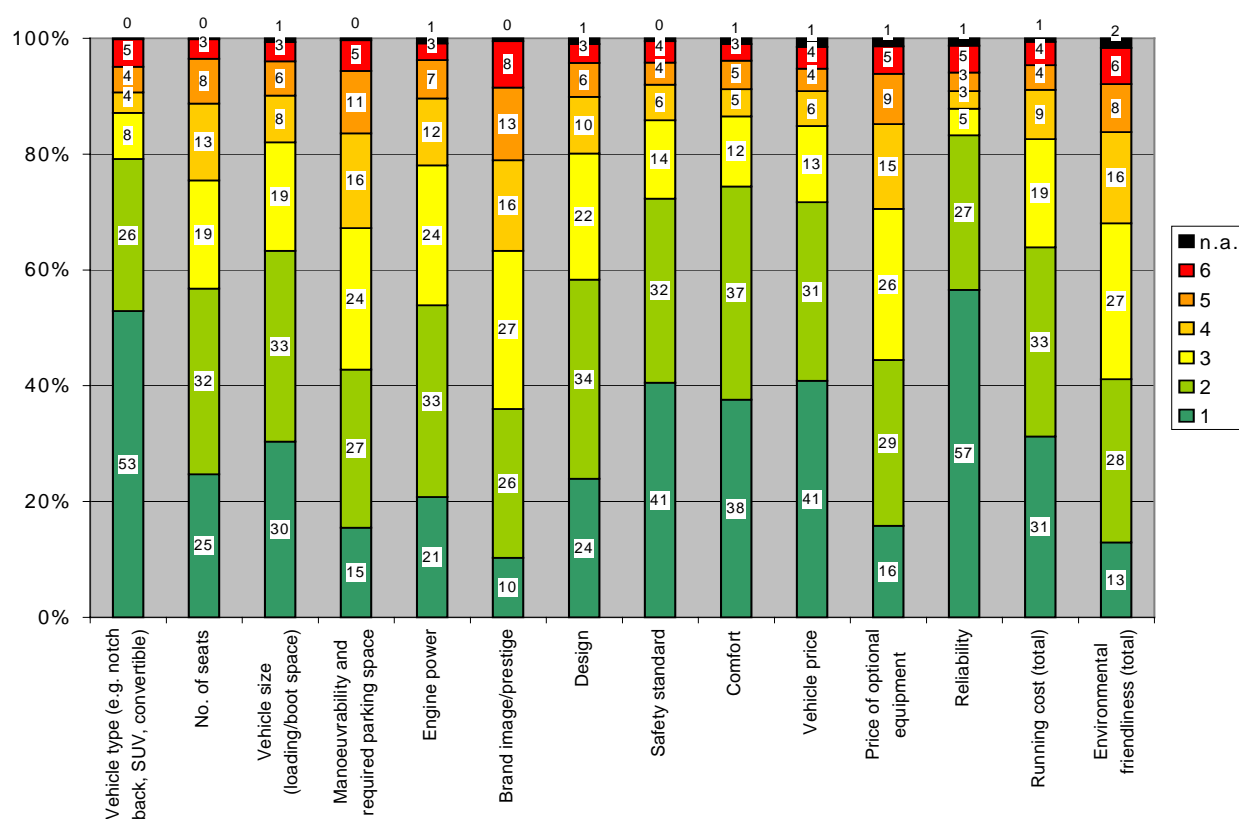
	All no.	%	Male no.	%	Female no.	%
No. of Participants	1641		1272	78	369	22
Age (years)						
18 - 29	271	17	182	14	89	24
30 - 39	513	31	369	29	144	39
40 - 49	444	27	359	28	85	23
50 - 59	293	18	249	20	44	12
60 - 69	94	6	88	7	6	2
>= 70	24	1	24	2	0	0
n.a.	2	0	1	0	1	0
Education						
Lower secondary school without completed vocational education	7	0	6	0	1	0
Lower secondary school with completed vocational education	50	3	42	3	8	2
O-Level	482	29	382	30	100	27
A-Level	141	9	109	9	32	9
University degree	960	59	733	58	227	62
n.a.	1	0	0	0	1	0
No. of persons in household						
1	213	13	138	11	75	20
2	605	37	469	37	136	37
3	272	17	217	17	55	15
4	385	23	310	24	75	20
5	118	7	100	8	18	5
6	36	2	28	2	8	2
>6	5	0	5	0	0	0
n.a.	7	0	5	0	2	1
Monthly net income of household (EURO)						
< 1000	24	1	17	1	7	2
1001 - 1500	107	7	65	5	42	11
1501 - 2000	215	13	156	12	59	16
2001 - 2500	259	16	208	16	51	14
2501 - 3000	298	18	242	19	56	15
3001 - 3500	266	16	212	17	54	15
3501 - 4000	166	10	132	10	34	9
4001 - 4500	95	6	79	6	16	4
4501 - 5000	62	4	48	4	14	4
> 5000	106	6	86	7	20	5
n.a.	43	3	27	2	16	4

2. Year of new car purchase

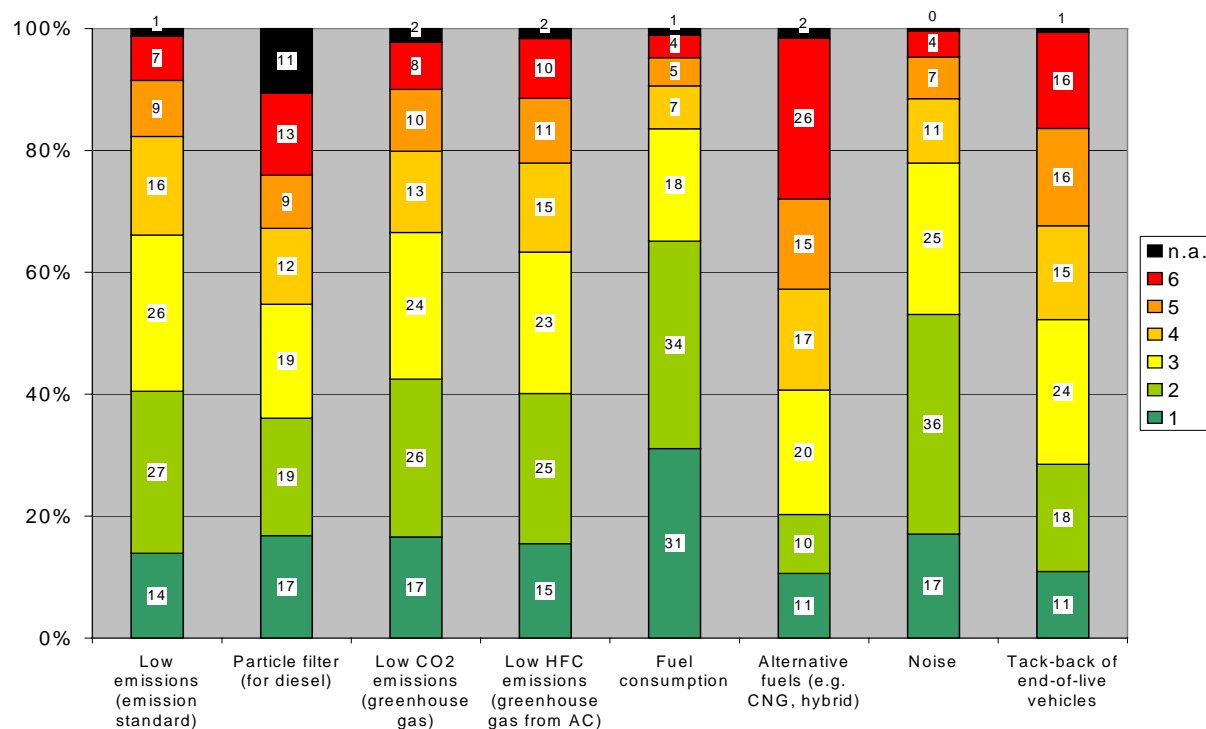
	All no.	%	Male no.	%	Female no.	%
No. of Participants	1641		1272	78	369	22
Year of car purchase						
2001	100	6	80	6	20	5
2002	154	9	118	9	36	10
2003	266	16	219	17	47	13
2004 (already bought)	502	31	374	29	128	35
2004 (planned)	294	18	226	18	68	18
2005 (planned)	320	20	252	20	68	18
n.a.	5	0	3	0	2	1

3. Criteria for the selection of a new passenger car

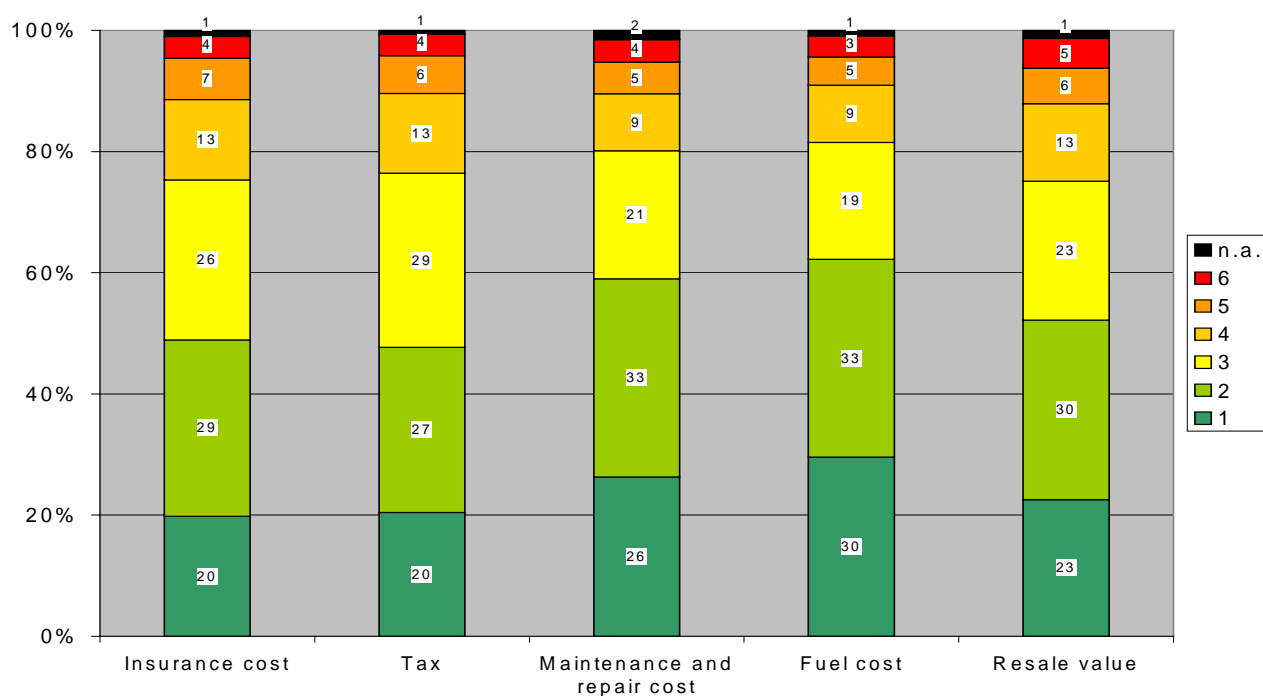
Question: "Please assess - in a range from 1 (very important) to 6 (unimportant) - how important the following criteria were/are for the selection of your new car."



3.1. Selection criteria – Environmental friendliness

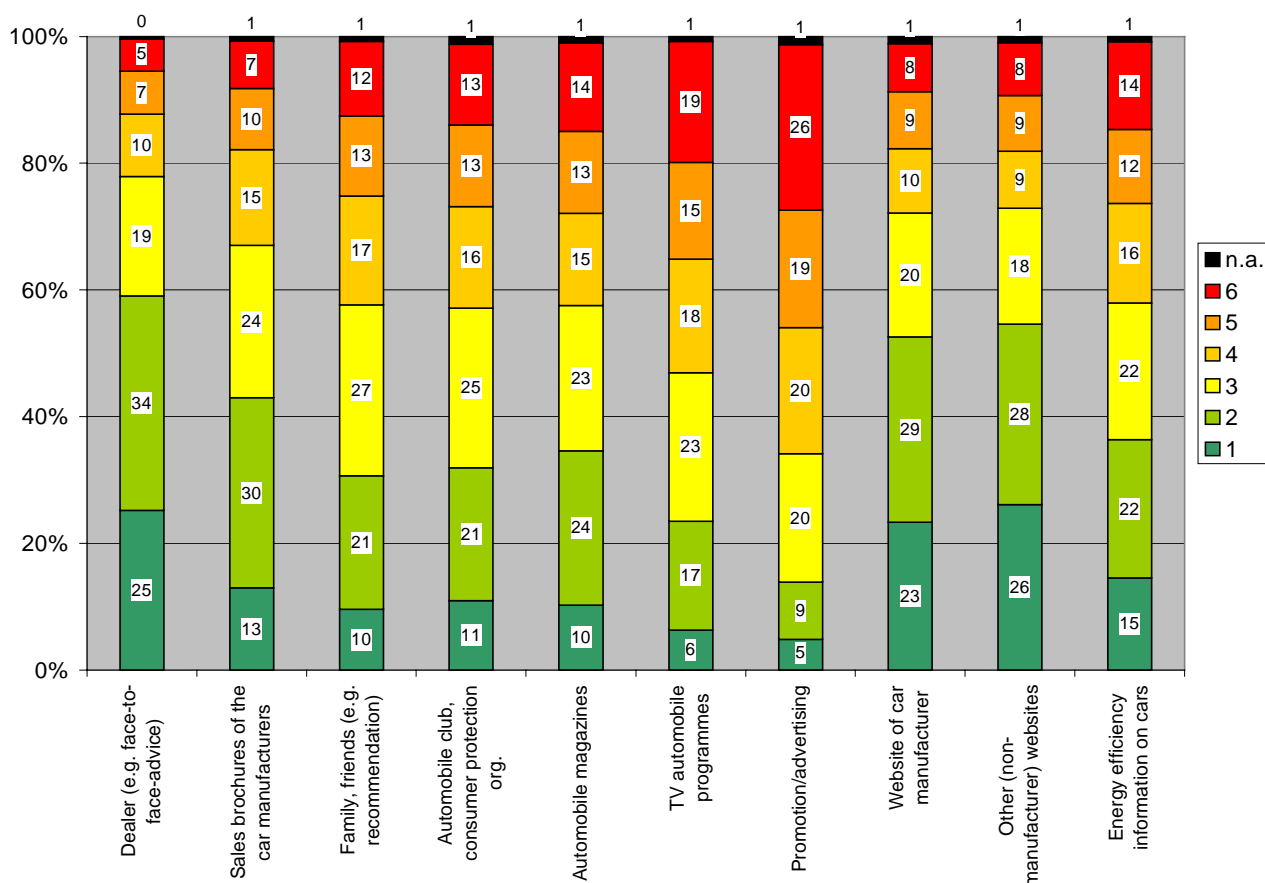


3.2. Selection criteria – Running Cost



4. Sources of information for the selection of a new passenger car

Question: “ Which sources of information did/do you use to get the necessary information for the selection of your new car? Please assess - in a range from 1 (very important) to 6 (unimportant) - how important the following sources of information were/are for you.”



5. Consumers awareness of “Energy efficiency labelling of new passenger cars” according to Directive 1999/94/EC

Questions:

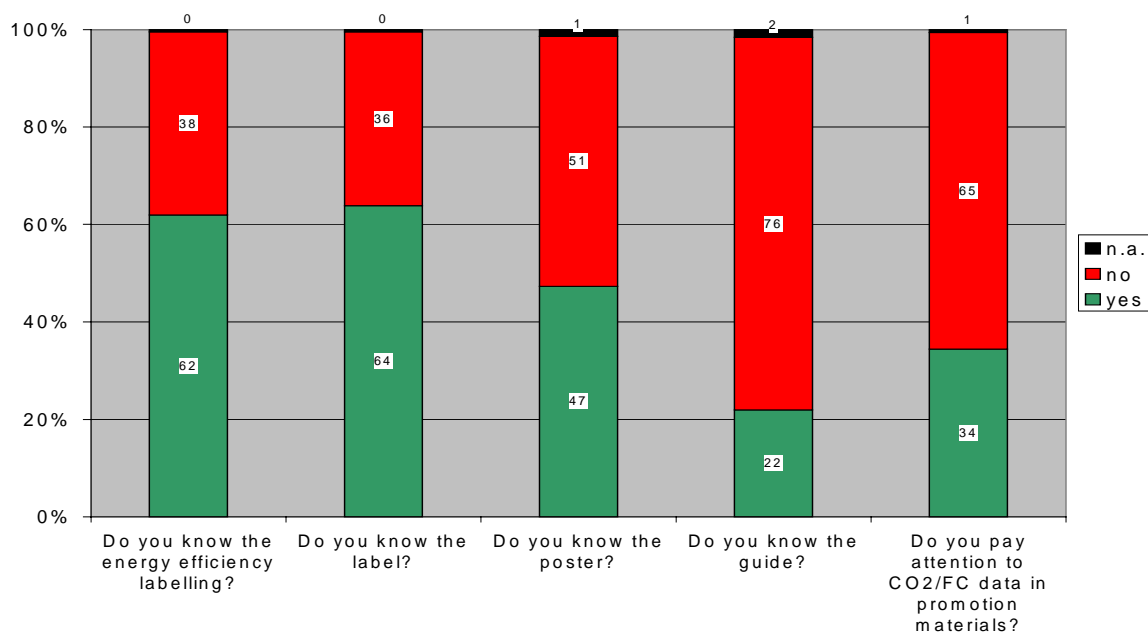
a) “Do you know the “Energy efficiency labelling of new passenger cars?”

b) “Do you know the “Fuel Economy Label” for showroom cars?”

c) “Do you know the “Fuel Economy Poster/Display” in the dealer showrooms?”

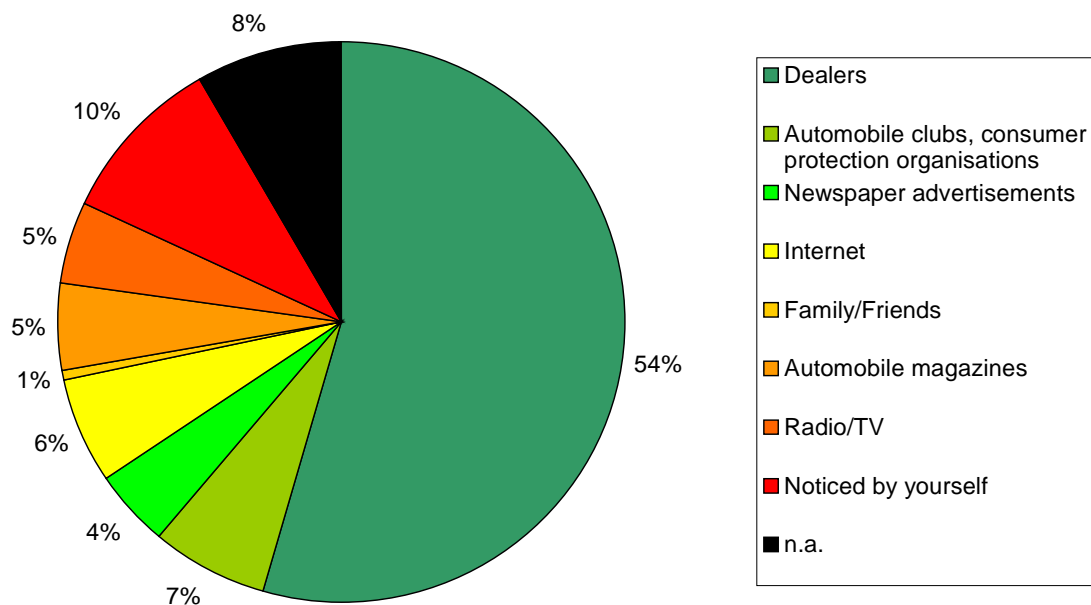
d) “Do you know the “Fuel Economy Guide?”

e) Do you pay attention to CO₂ emissions and fuel consumption data in promotion materials for a car model?”



5.1. Source of information for “Energy efficiency labelling” awareness

Question: „If you know the “Energy efficiency labelling of new passenger cars”, from whom/where did you get this information?”



5.2. Effectiveness of the “Energy efficiency labelling”

Questions: “If you know the “Energy efficiency labelling of new passenger cars”, please answer the following questions in a range from 1 (“fully agree” or “very important”) to 6 (“disagree” or “unimportant”).”

a) “Fuel Economy Label” for showroom cars:

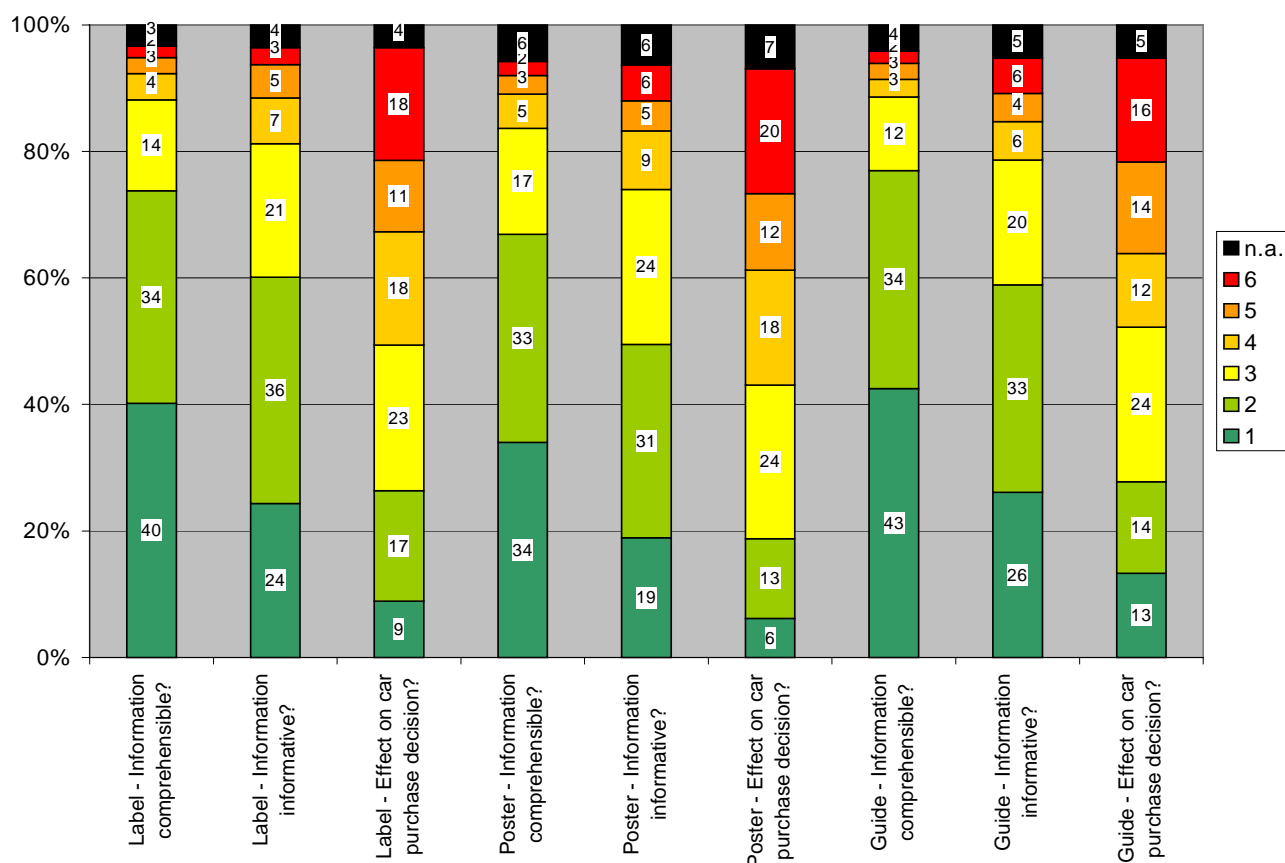
- Do you find the information on the label comprehensible?
- Do you find the information on the label informative?
- Does or did the label have an effect on your car purchase decision?

b) “Fuel Economy Poster/Display” in the dealer showrooms:

- Do you find the information on the poster/display comprehensible?
- Do you find the information on the poster/display informative?
- Does or did the poster/display have an effect on your car purchase decision?

c) “Fuel Economy Guide”:

- Do you find the information on the guide comprehensible?
- Do you find the information on the guide informative?
- Does or did the guide have an effect on your car purchase decision?



6. Comparison of passenger cars based on CO₂ emissions and/or fuel consumption

Questions:

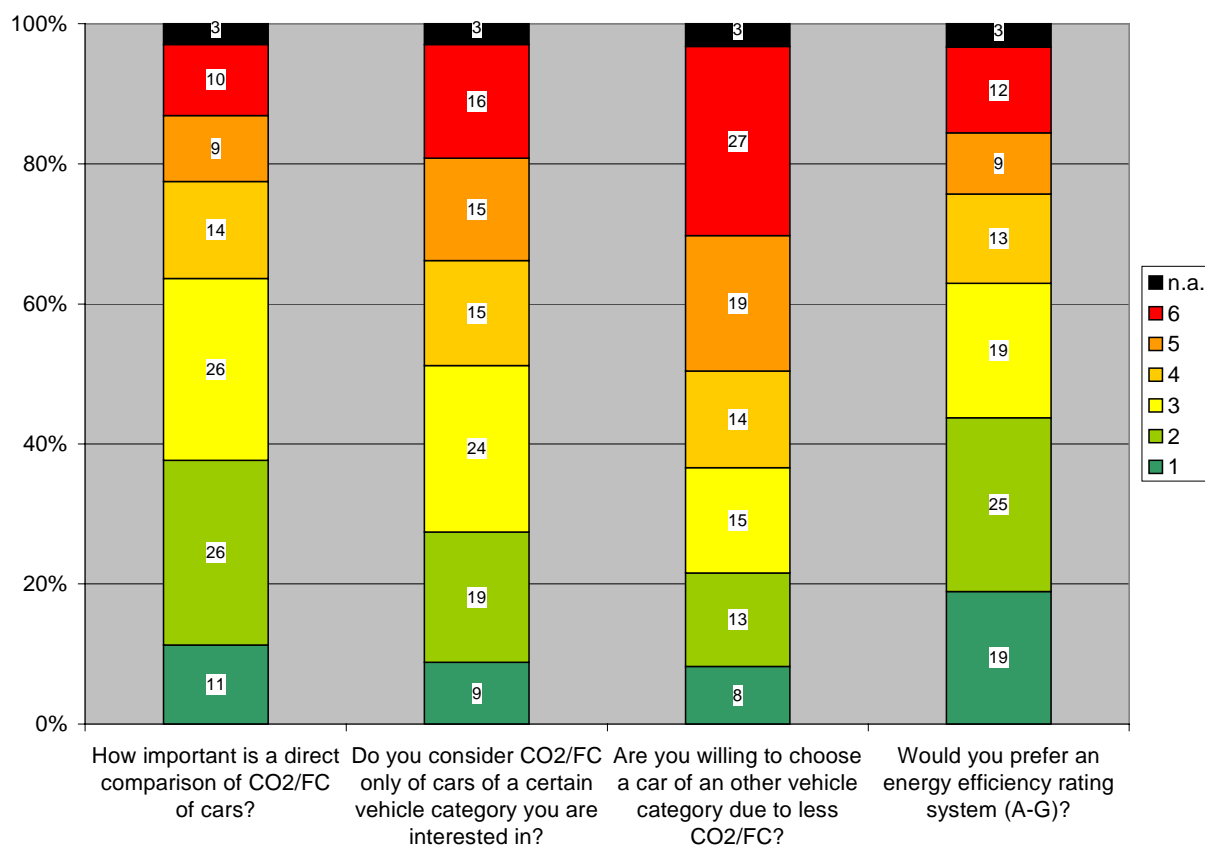
“Please answer the following questions in a range from 1 (“fully agree” or “very important”) to 6 (“disagree” or “unimportant”).”

a) “How important is a direct comparison of CO₂ emissions or fuel consumption of passenger cars for you?”

b) “Do you consider only to the CO₂ emissions and the fuel consumption of passenger cars of a certain vehicle category (e.g. minis, family cars), which you are interested in?”

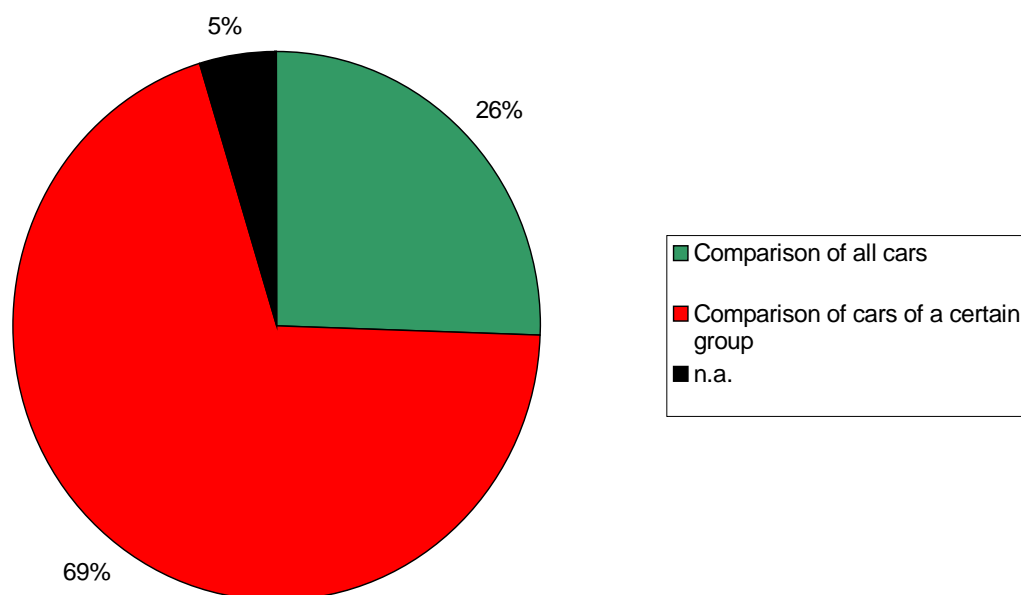
c) “Would you be willing to choose a passenger car of an other vehicle category due to less CO₂ emissions and lower fuel consumption (e.g. mini instead of small family car)?”

d)” Would you prefer a label with an energy efficiency rating system (A-G) similar to the existing one for white goods (e.g. refrigerators, freezers, washing machines) also for passenger cars?



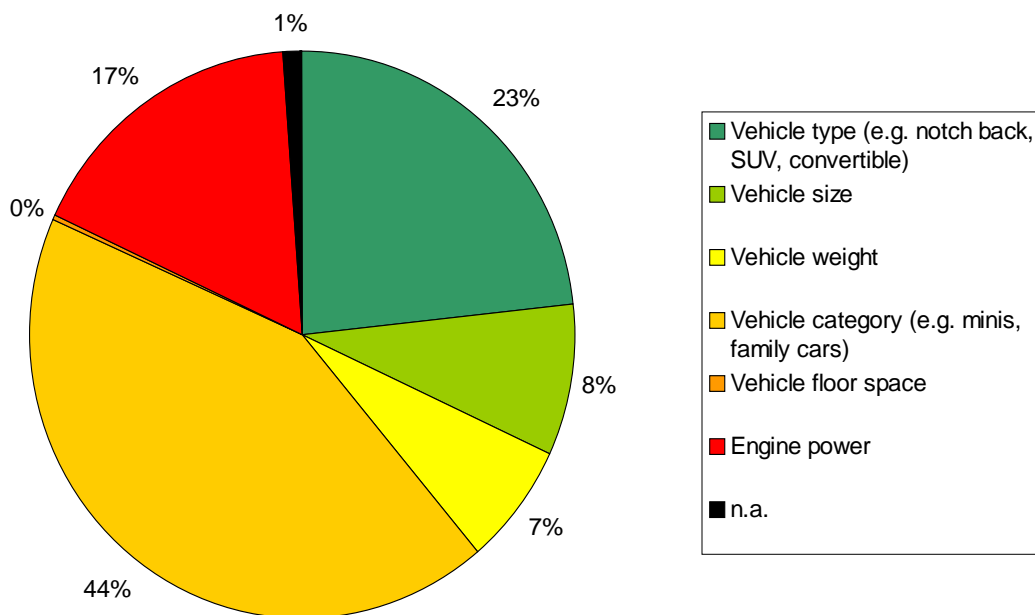
6.1. Energy efficiency rating system - Absolute or relative comparison preferred?

Question: “If you favour an energy efficiency rating system (A-G-) for passenger cars, would you prefer a comparison of all passenger cars or the comparison of passenger cars of a certain group (e.g. same vehicles type, same vehicle size)?”



6.2. Comparison criteria , if a relative comparison is preferred

Question: "If you prefer the comparison of passenger cars of a certain group, which criterion would you prefer for comparison?"



Annex 6: Members survey – Results of the single countries – Part 6: Spain

1. Participants - Personal data

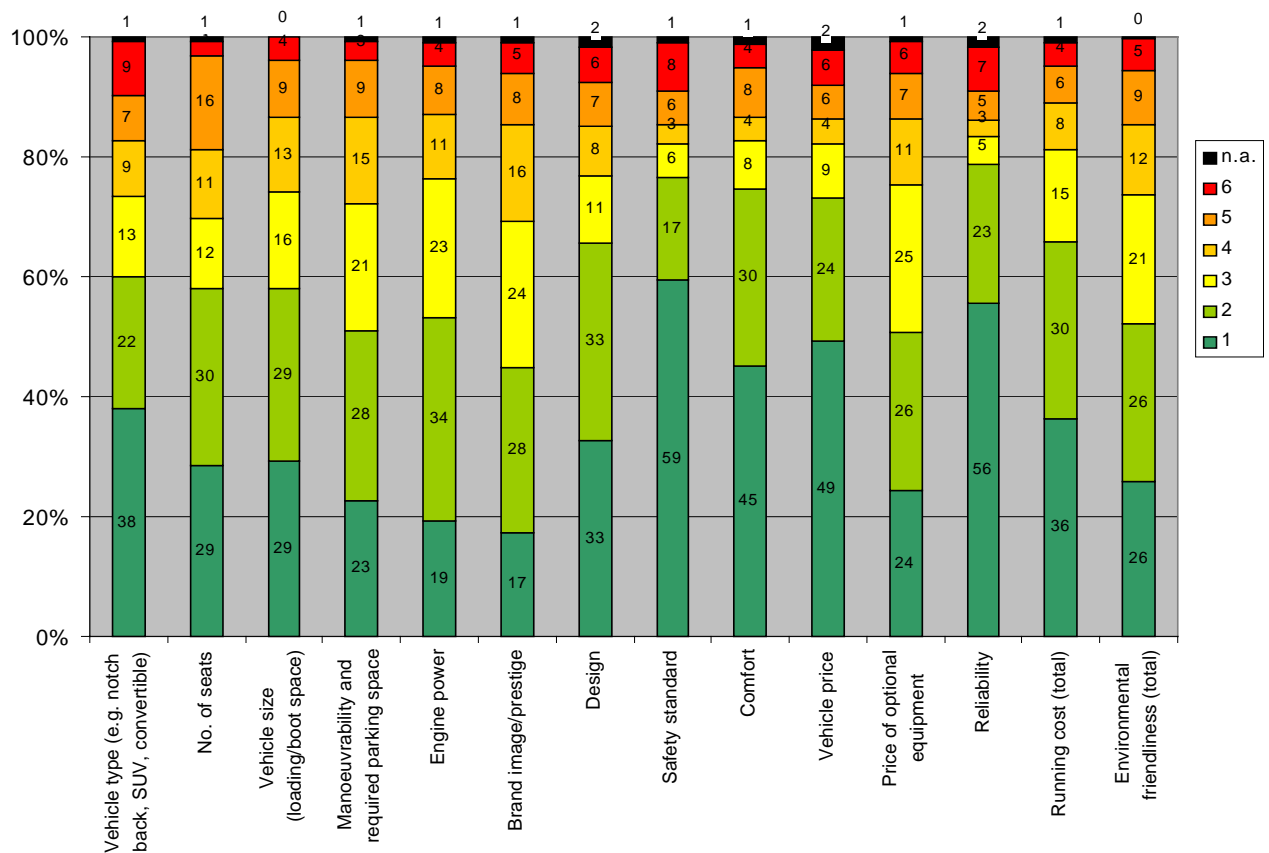
	All no.	%	Male no.	%	Female no.	%
No. of Participants	308	100	240	78	68	22
Age (years)						
18 - 29	91	30	59	25	32	47
30 - 39	111	36	87	36	24	35
40 - 49	72	23	62	26	10	15
50 - 59	29	9	28	12	1	1
60 - 69	4	1	3	1	1	1
>= 70	1	0	1	0	0	0
n.a.	0	0	0	0	0	0
Education						
Lower secondary school without completed vocational education	8	3	7	3	1	1
Lower secondary school with completed vocational education	46	15	38	16	8	12
O-Level	31	10	27	11	4	6
A-Level	76	25	62	26	14	21
University degree	147	48	106	44	41	60
n.a.	0	0	0	0	0	0
No. of persons in household						
1	28	9	19	8	9	13
2	92	30	64	27	28	41
3	68	22	58	24	10	15
4	94	31	76	32	18	26
5	18	6	16	7	2	3
6	7	2	6	3	1	1
>6	1	0	1	0	0	0
n.a.	0	0	0	0	0	0
Monthly net income of household (EURO)						
< 1000	12	4	7	3	5	7
1001 - 1500	36	12	24	10	12	18
1501 - 2000	43	14	33	14	10	15
2001 - 2500	44	14	34	14	10	15
2501 - 3000	51	17	41	17	10	15
3001 - 3500	36	12	28	12	8	12
3501 - 4000	24	8	19	8	5	7
4001 - 4500	11	4	8	3	3	4
4501 - 5000	9	3	9	4	0	0
> 5000	35	11	31	13	4	6
n.a.	7	2	6	3	1	1

2. Year of new car purchase

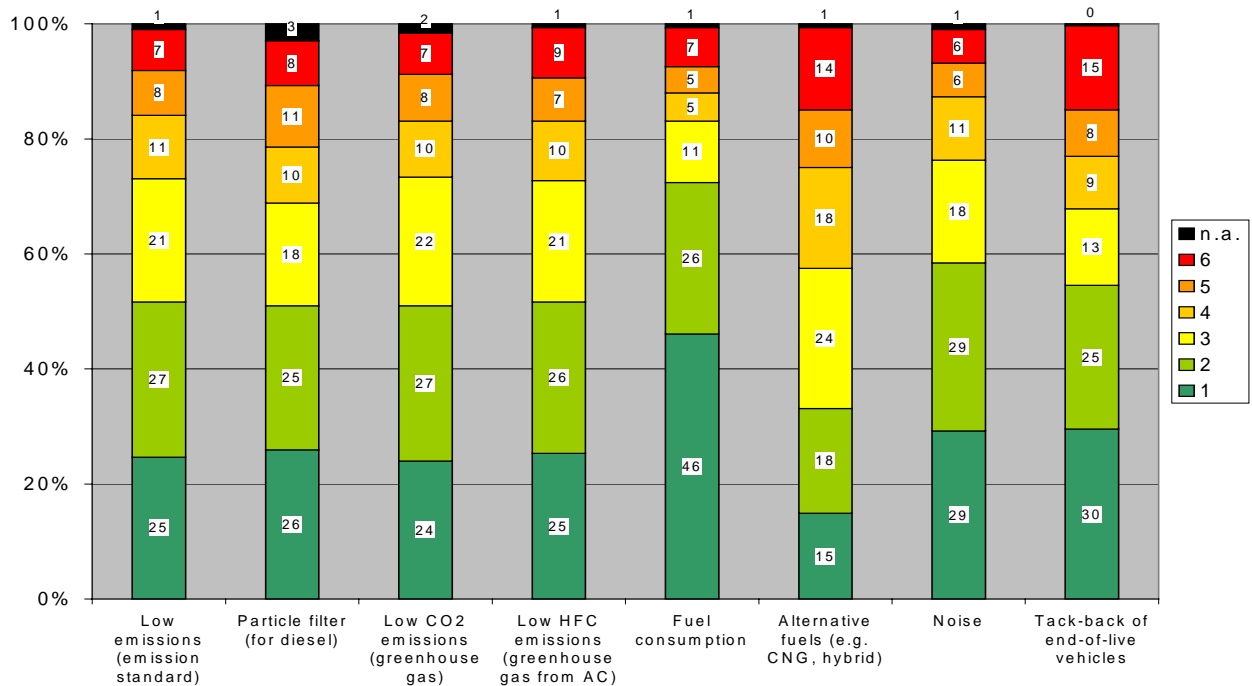
	All no.	%	Male no.	%	Female no.	%
No. of Participants	308	100	240	78	68	22
Year of car purchase						
2001	36	12	34	14	2	3
2002	26	8	21	9	5	7
2003	21	7	17	7	4	6
2004 (already bought)	28	9	19	8	9	13
2004 (planned)	89	29	67	28	22	32
2005 (planned)	103	33	78	33	25	37
n.a.	5	2	4	2	1	1

3. Criteria for the selection of a new passenger car

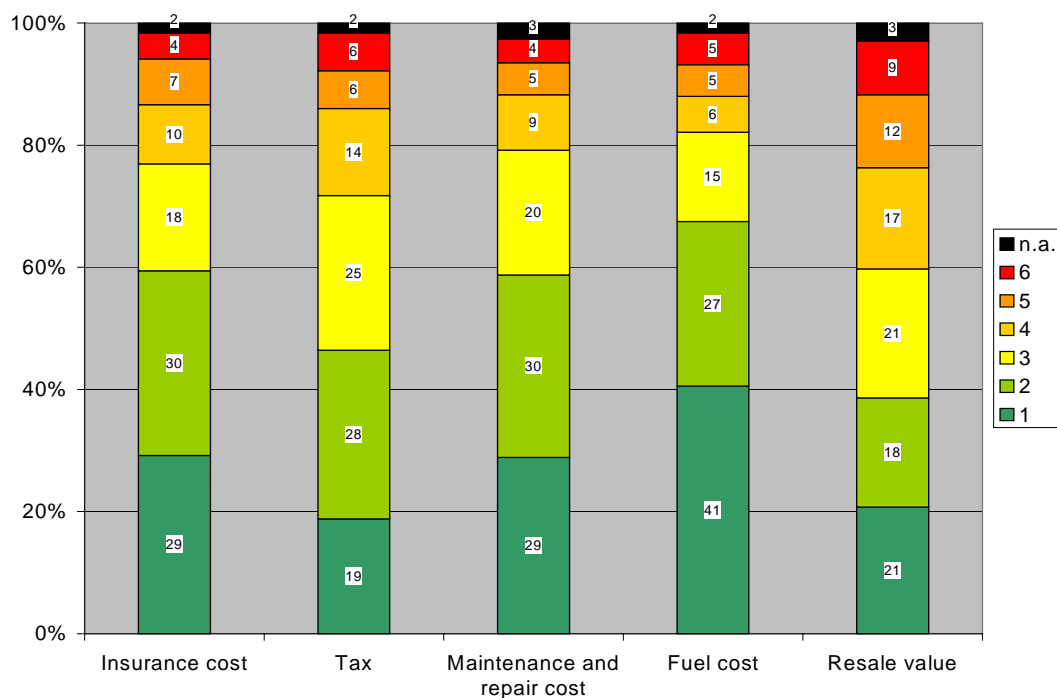
Question: "Please assess - in a range from 1 (very important) to 6 (unimportant) - how important the following criteria were/are for the selection of your new car."



3.1. Selection criteria – Environmental friendliness

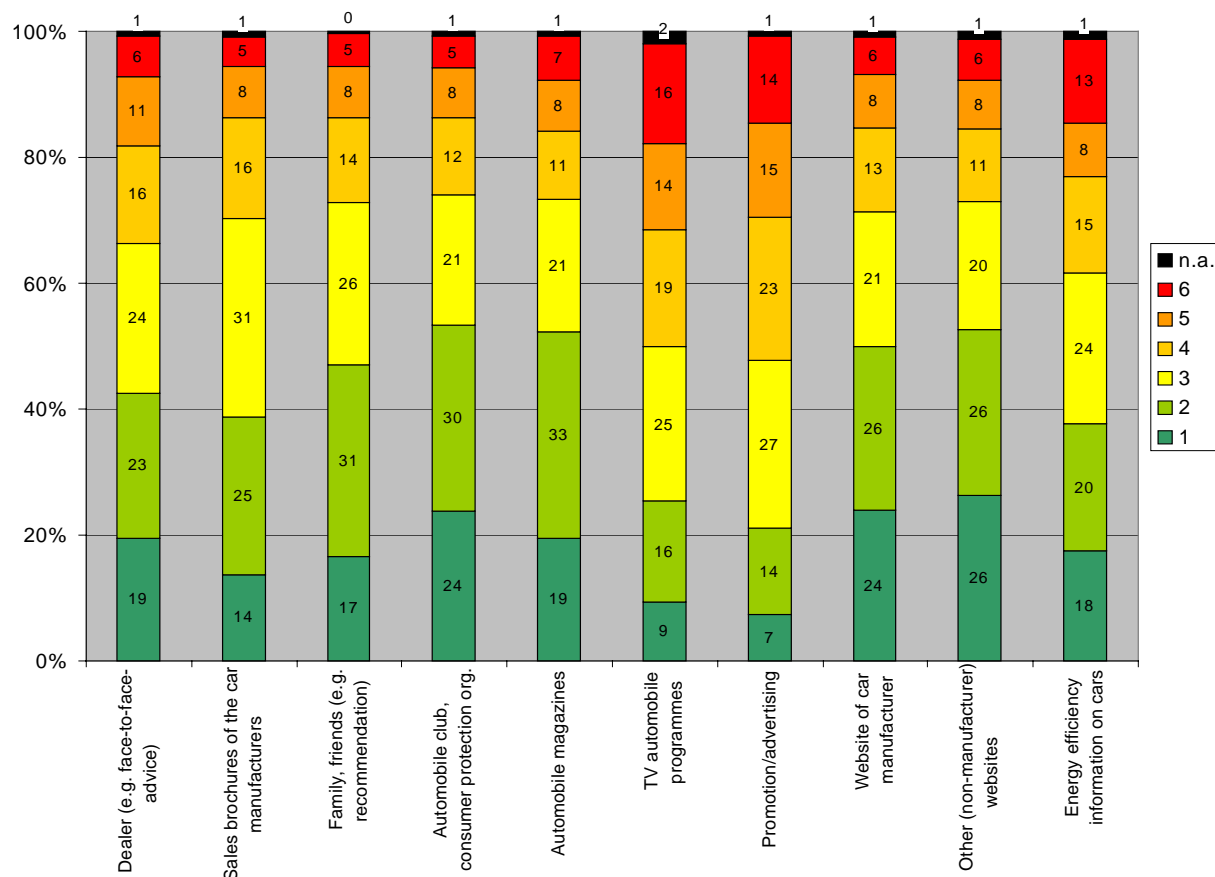


3.2. Selection criteria – Running Cost



4. Sources of information for the selection of a new passenger car

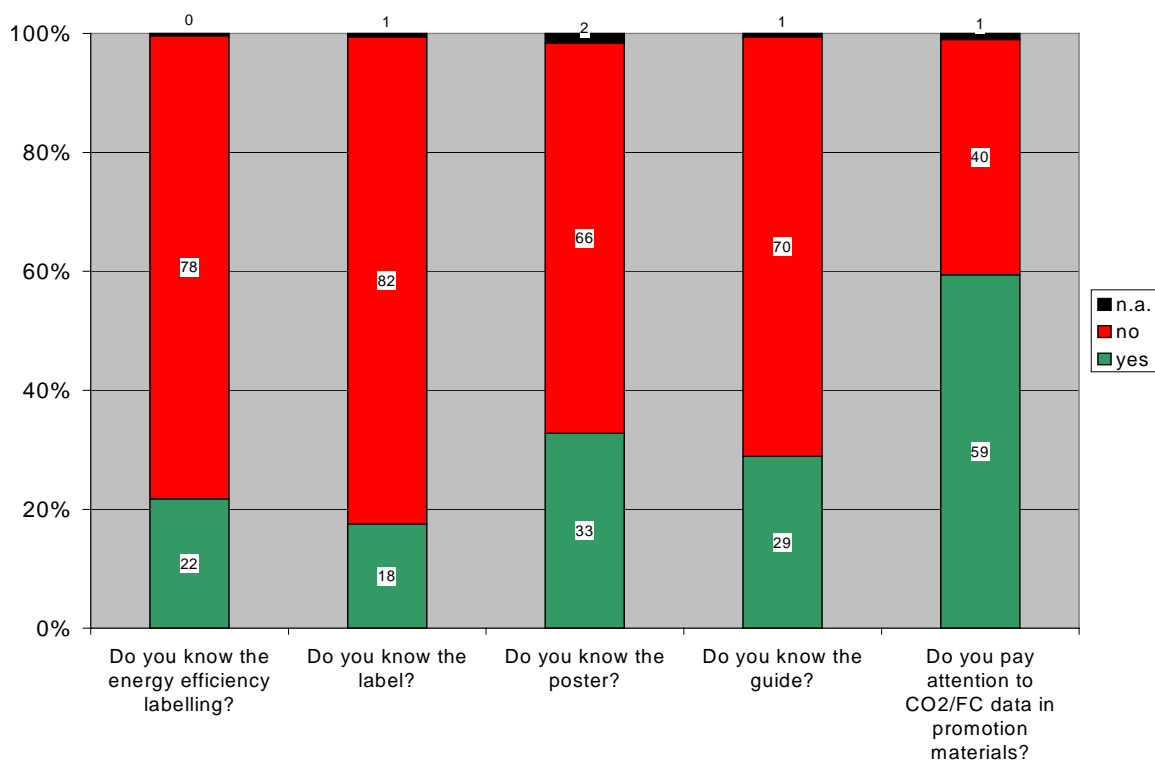
Question: “ Which sources of information did/do you use to get the necessary information for the selection of your new car? Please assess - in a range from 1 (very important) to 6 (unimportant) - how important the following sources of information were/are for you.”



5. Consumers awareness of “Energy efficiency labelling of new passenger cars” according to Directive 1999/94/EC

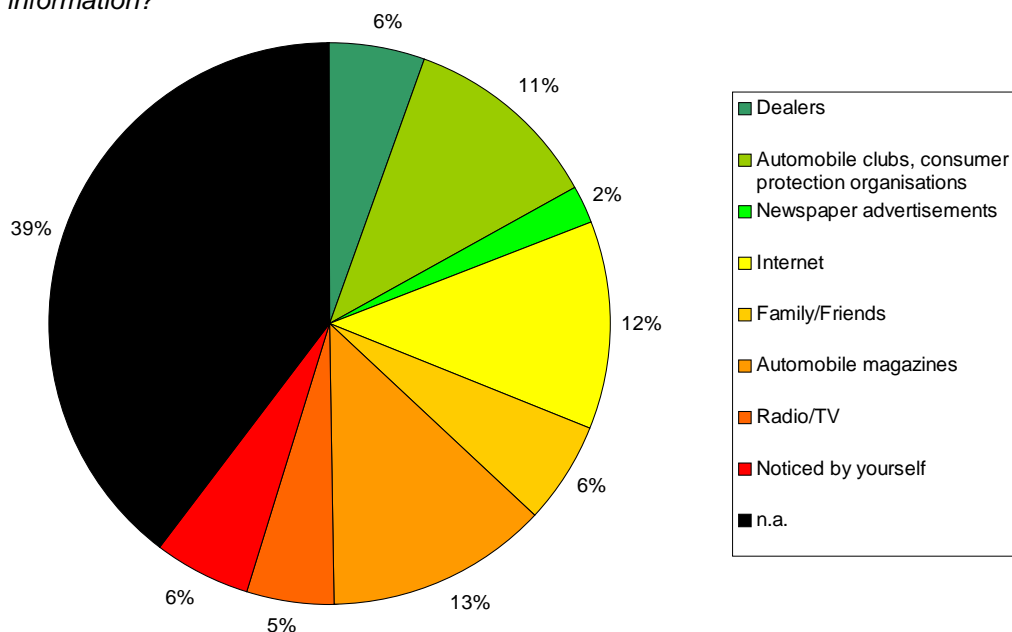
Questions:

- “Do you know the “Energy efficiency labelling of new passenger cars?”
- “Do you know the “Fuel Economy Label” for showroom cars?”
- “Do you know the “Fuel Economy Poster/Display” in the dealer showrooms?”
- “Do you know the “Fuel Economy Guide”?”
- Do you pay attention to CO₂ emissions and fuel consumption data in promotion materials for a car model?”



5.1. Source of information for “Energy efficiency labelling” awareness

Question: „If you know the “Energy efficiency labelling of new passenger cars”, from whom/where did you get this information?”



5.2. Effectiveness of the “Energy efficiency labelling”

Questions: “If you know the “Energy efficiency labelling of new passenger cars”, please answer the following questions in a range from 1 (“fully agree” or “very important”) to 6 (“disagree” or “unimportant”).”

a) “Fuel Economy Label” for showroom cars:

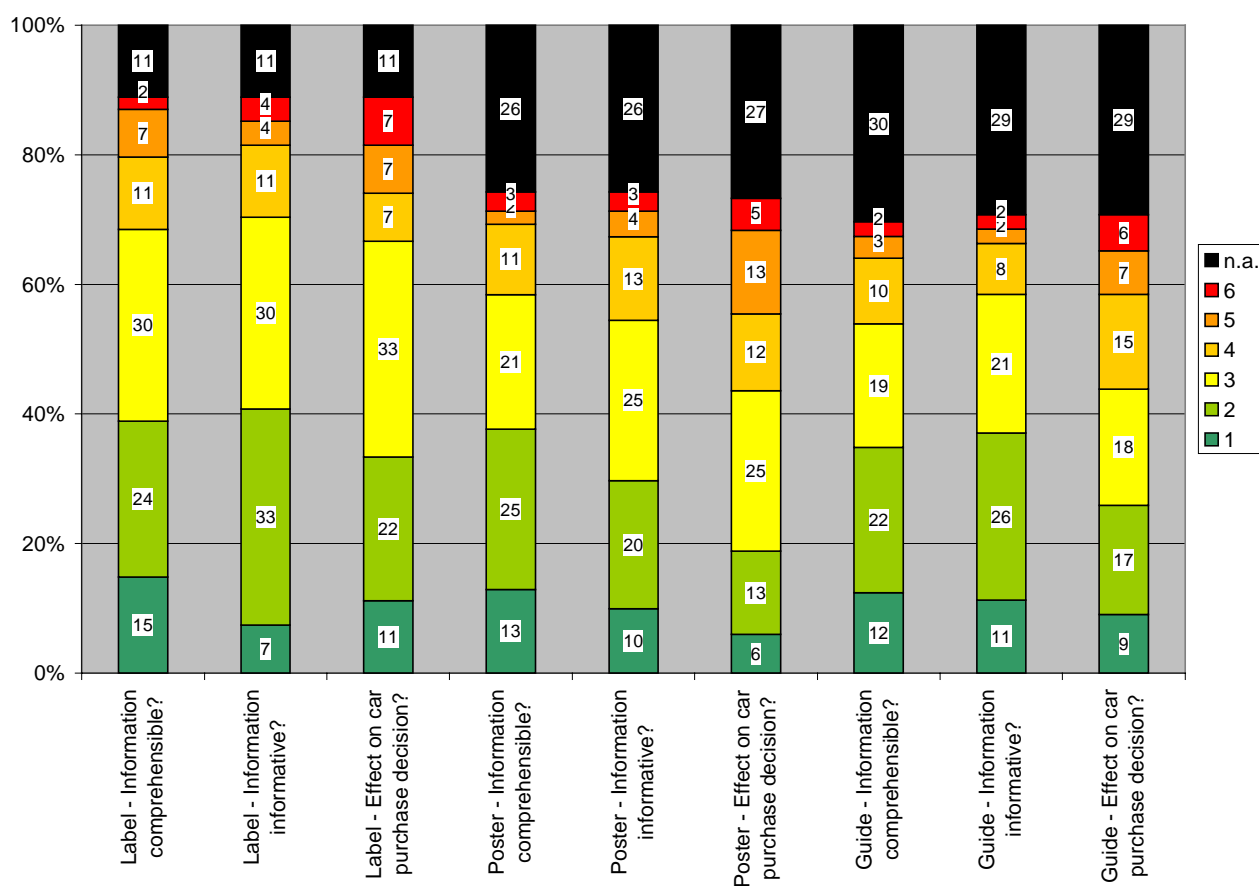
- Do you find the information on the label comprehensible?
- Do you find the information on the label informative?
- Does or did the label have an effect on your car purchase decision?

b) “Fuel Economy Poster/Display” in the dealer showrooms:

- Do you find the information on the poster/display comprehensible?
- Do you find the information on the poster/display informative?
- Does or did the poster/display have an effect on your car purchase decision?

c) “Fuel Economy Guide”:

- Do you find the information on the guide comprehensible?
- Do you find the information on the guide informative?
- Does or did the guide have an effect on your car purchase decision?



6. Comparison of passenger cars based on CO₂ emissions and/or fuel consumption

Questions:

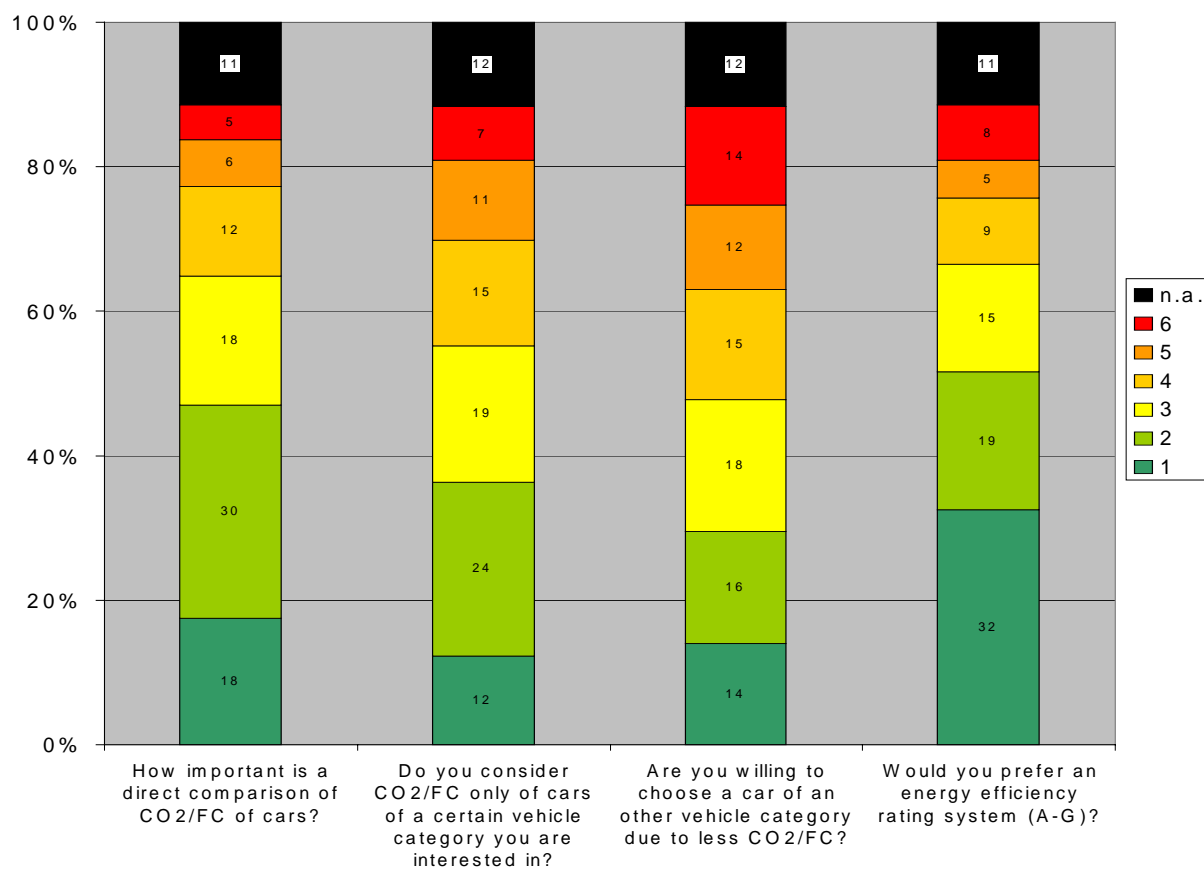
“Please answer the following questions in a range from 1 (“fully agree” or “very important”) to 6 (“disagree” or “unimportant”).”

a) “How important is a direct comparison of CO₂ emissions or fuel consumption of passenger cars for you?”

b) “Do you consider only to the CO₂ emissions and the fuel consumption of passenger cars of a certain vehicle category (e.g. minis, family cars), which you are interested in?”

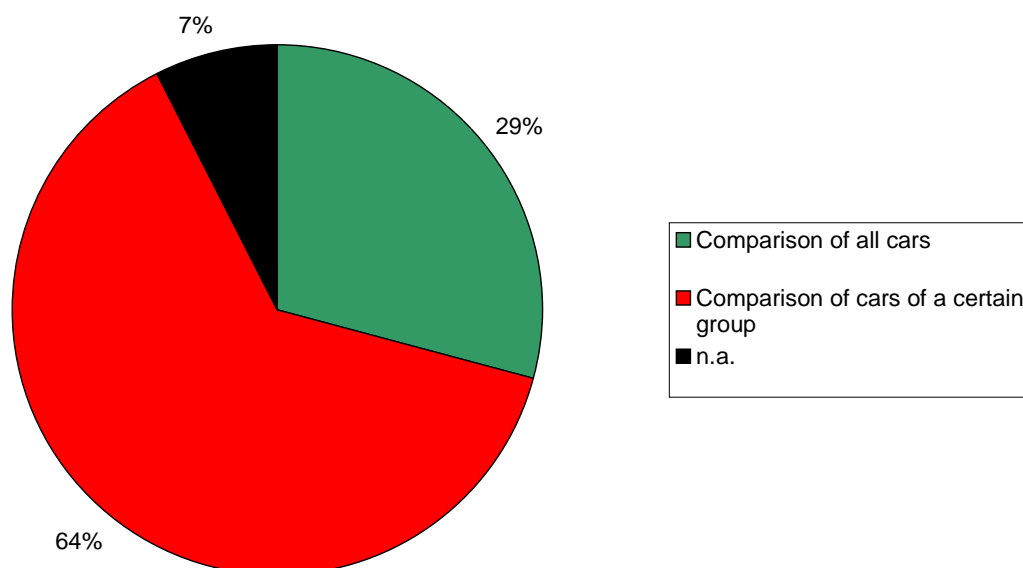
c) “Would you be willing to choose a passenger car of an other vehicle category due to less CO₂ emissions and lower fuel consumption (e.g. mini instead of small family car)?”

d)” Would you prefer a label with an energy efficiency rating system (A-G) similar to the existing one for white goods (e.g. refrigerators, freezers, washing machines) also for passenger cars?



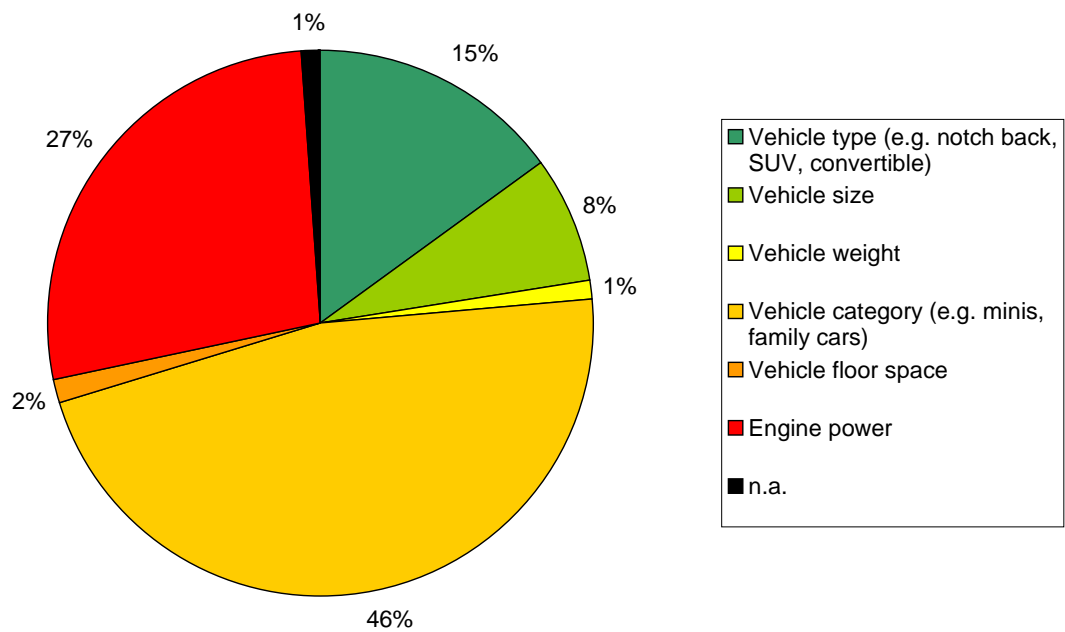
6.1. Energy efficiency rating system - Absolute or relative comparison preferred?

Question: “If you favour an energy efficiency rating system (A-G-) for passenger cars, would you prefer a comparison of all passenger cars or the comparison of passenger cars of a certain group (e.g. same vehicles type, same vehicle size)?”



6.2. Comparison criteria , if a relative comparison is preferred

Question: "If you prefer the comparison of passenger cars of a certain group, which criterion would you prefer for comparison?"



Annex 6: Members survey – Results of the single countries – Part 7: Sweden

1. Participants - Personal data

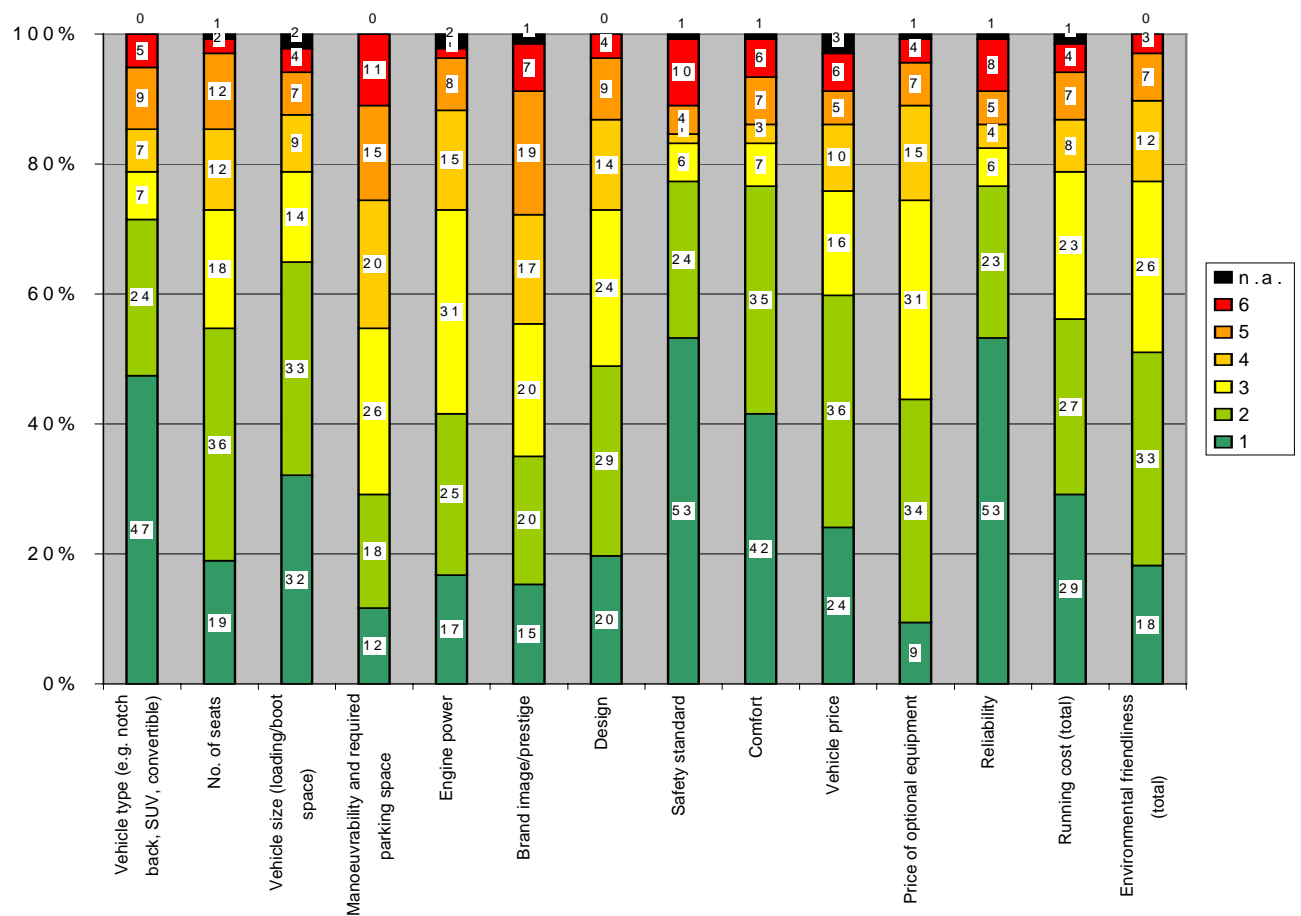
	All no.	%	Male no.	%	Female no.	%
No. of Participants	137		117	85	20	15
Age (years)						
18 - 29	12	9	10	9	2	10
30 - 39	46	34	33	28	13	65
40 - 49	21	15	19	16	2	10
50 - 59	37	27	35	30	2	10
60 - 69	17	12	16	14	1	5
>= 70	4	3	4	3	0	0
n.a.	0	0	0	0	0	0
Education						
Lower secondary school without completed vocational education	14	10	13	11	1	5
Lower secondary school with completed vocational education	30	22	26	22	4	20
O-Level	4	3	4	3	0	0
A-Level	24	18	21	18	3	15
University degree	64	47	52	44	12	60
n.a.	1	1	1	1	0	0
No. of persons in household						
1	18	13	15	13	3	15
2	62	45	55	47	7	35
3	19	14	17	15	2	10
4	26	19	21	18	5	25
5	9	7	7	6	2	10
6	2	1	1	1	1	5
>6	0	0	0	0	0	0
n.a.	1	1	1	1	0	0
Monthly net income of household (EURO)						
< 1000	0	0	0	0	0	0
1001 - 1500	5	0	3	3	2	10
1501 - 2000	15	4	12	10	3	15
2001 - 2500	13	11	13	11	0	0
2501 - 3000	29	9	27	23	2	10
3001 - 3500	28	21	25	21	3	15
3501 - 4000	16	20	12	10	4	20
4001 - 4500	15	12	11	9	4	20
4501 - 5000	10	11	8	7	2	10
> 5000	6	7	6	5	0	0
n.a.	0	4	0	0	0	0

2. Year of new car purchase

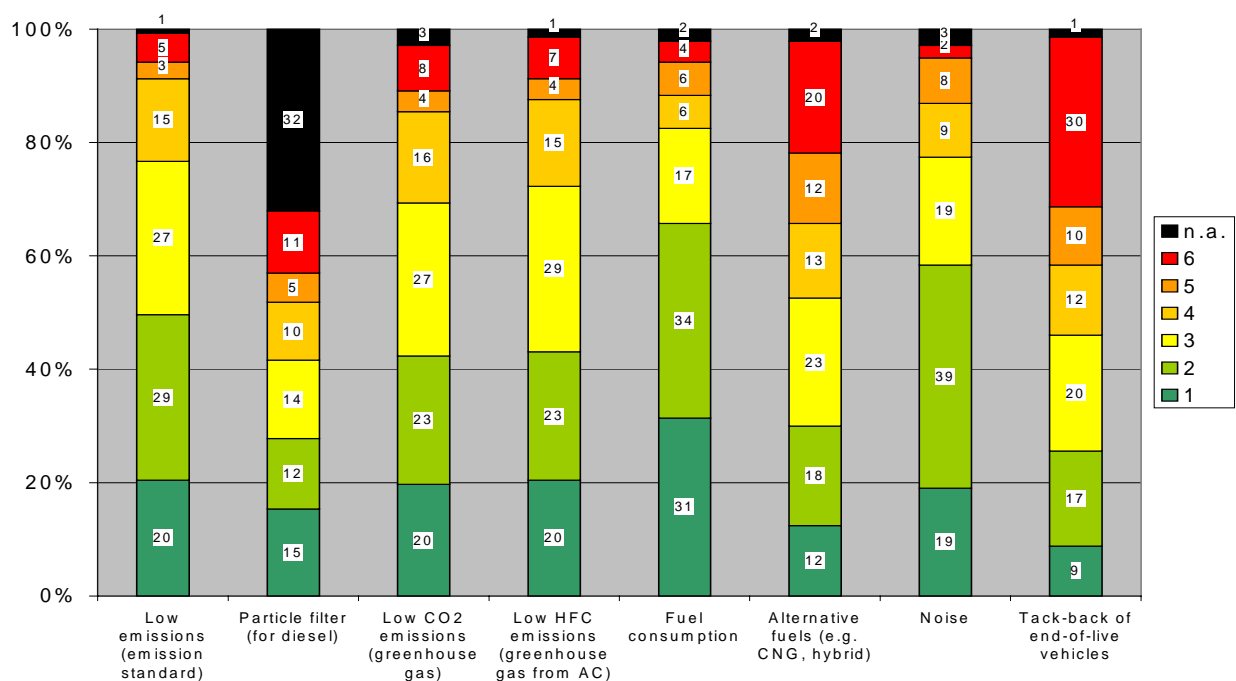
	All no.	%	Male no.	%	Female no.	%
No. of Participants	137		117	85	20	15
Year of car purchase						
2001	10	7	9	8	1	5
2002	18	13	15	13	3	15
2003	24	18	22	19	2	10
2004 (already bought)	38	28	38	32	0	0
2004 (planned)	22	16	15	13	7	35
2005 (planned)	25	18	18	15	7	35
n.a.	0	0	0	0	0	0

3. Criteria for the selection of a new passenger car

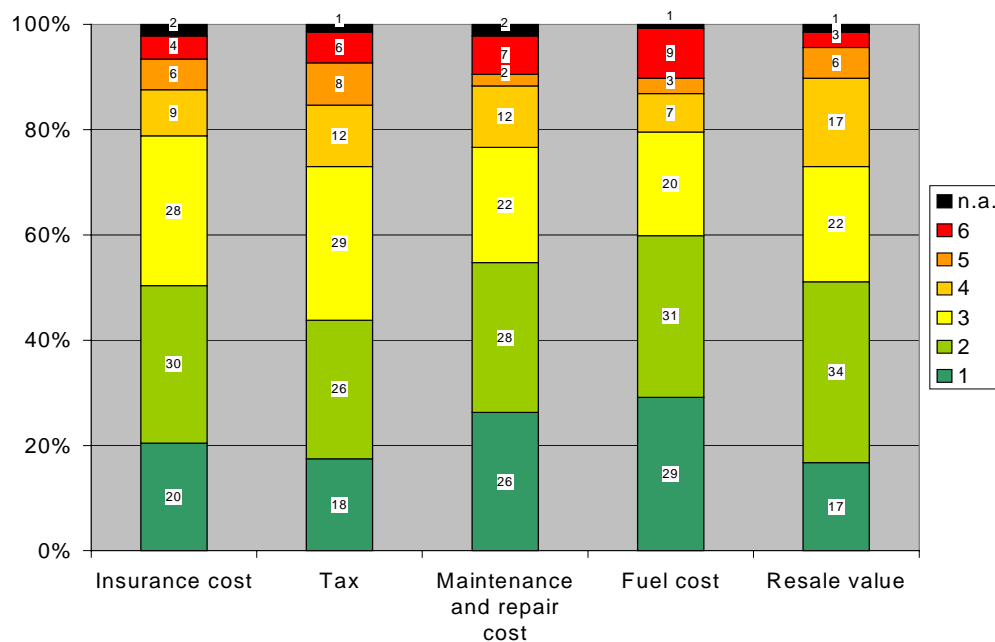
Question: "Please assess - in a range from 1 (very important) to 6 (unimportant) - how important the following criteria were/are for the selection of your new car."



3.1. Selection criteria – Environmental friendliness

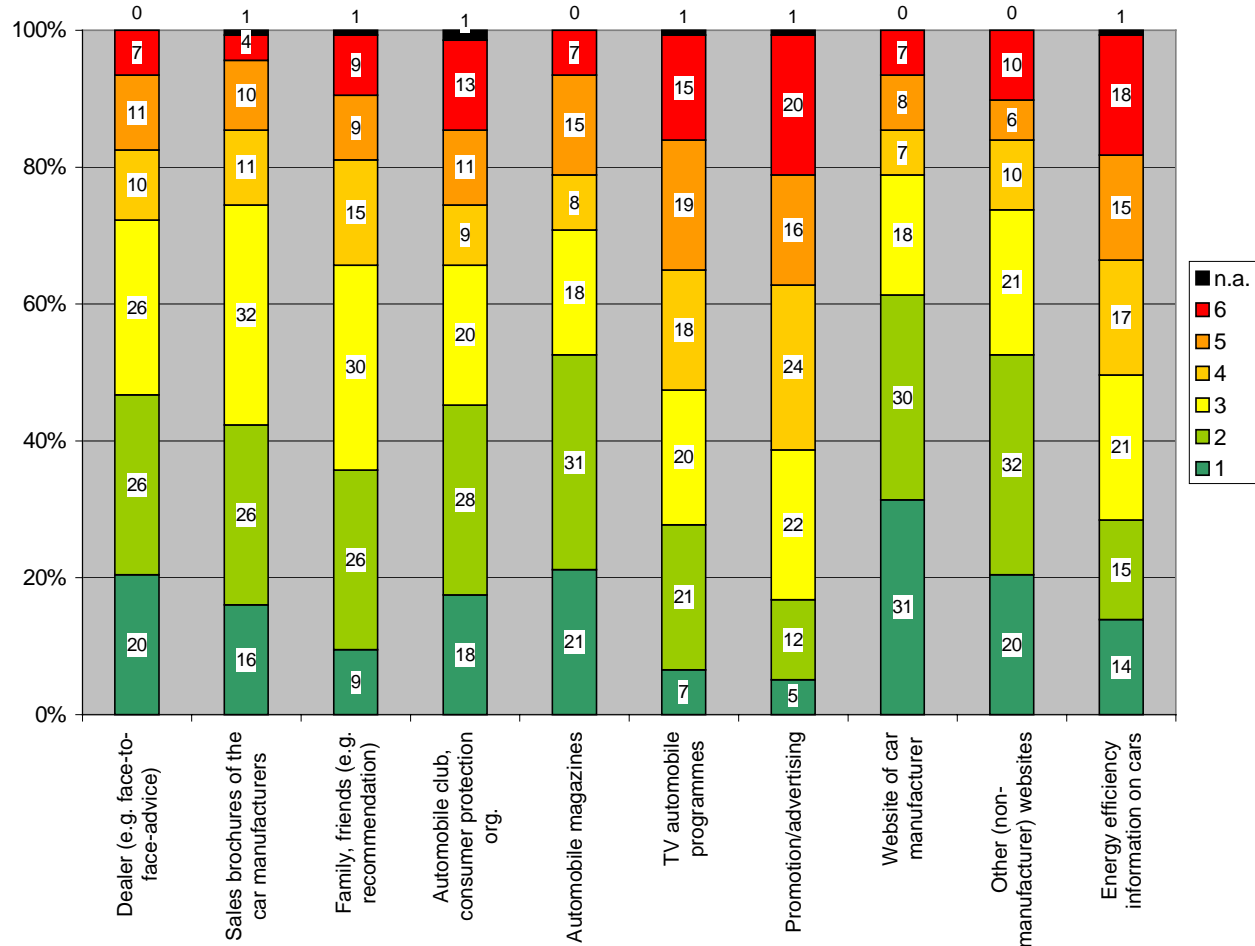


3.2. Selection criteria – Running Cost



4. Sources of information for the selection of a new passenger car

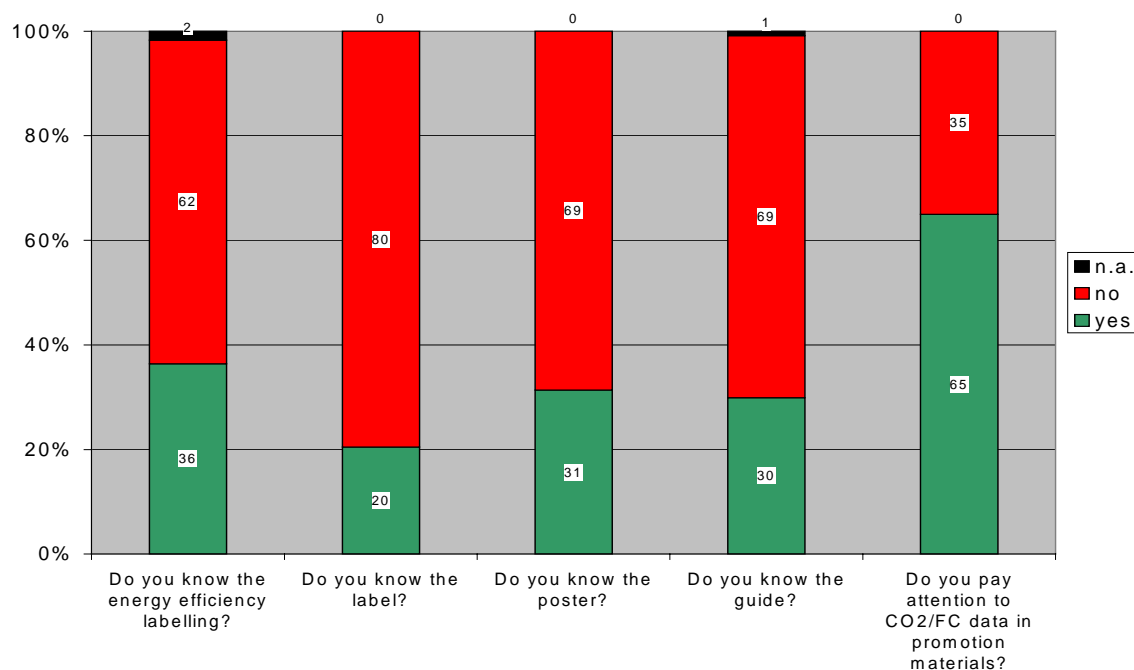
Question: "Which sources of information did/do you use to get the necessary information for the selection of your new car? Please assess - in a range from 1 (very important) to 6 (unimportant) - how important the following sources of information were/are for you."



5. Consumers awareness of “Energy efficiency labelling of new passenger cars” according to Directive 1999/94/EC

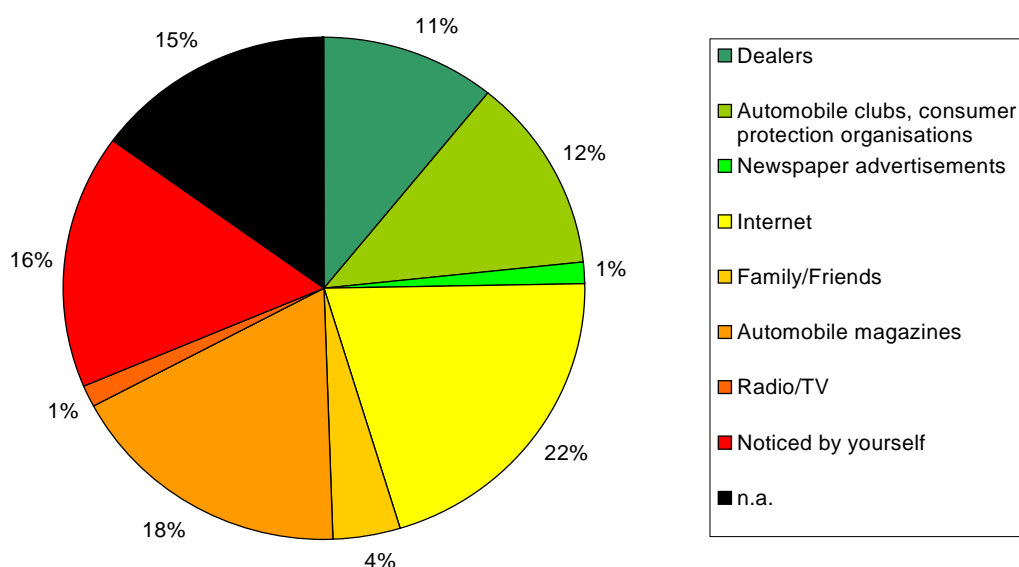
Questions:

- “Do you know the “Energy efficiency labelling of new passenger cars?”
- “Do you know the “Fuel Economy Label” for showroom cars?”
- “Do you know the “Fuel Economy Poster/Display” in the dealer showrooms?”
- “Do you know the “Fuel Economy Guide”?”
- Do you pay attention to CO₂ emissions and fuel consumption data in promotion materials for a car model?”



5.1. Source of information for “Energy efficiency labelling” awareness

Question: „If you know the “Energy efficiency labelling of new passenger cars”, from whom/where did you get this information?”



5.2. Effectiveness of the “Energy efficiency labelling”

Questions: “If you know the “Energy efficiency labelling of new passenger cars”, please answer the following questions in a range from 1 (“fully agree” or “very important”) to 6 (“disagree” or “unimportant”).”

a) “Fuel Economy Label” for showroom cars:

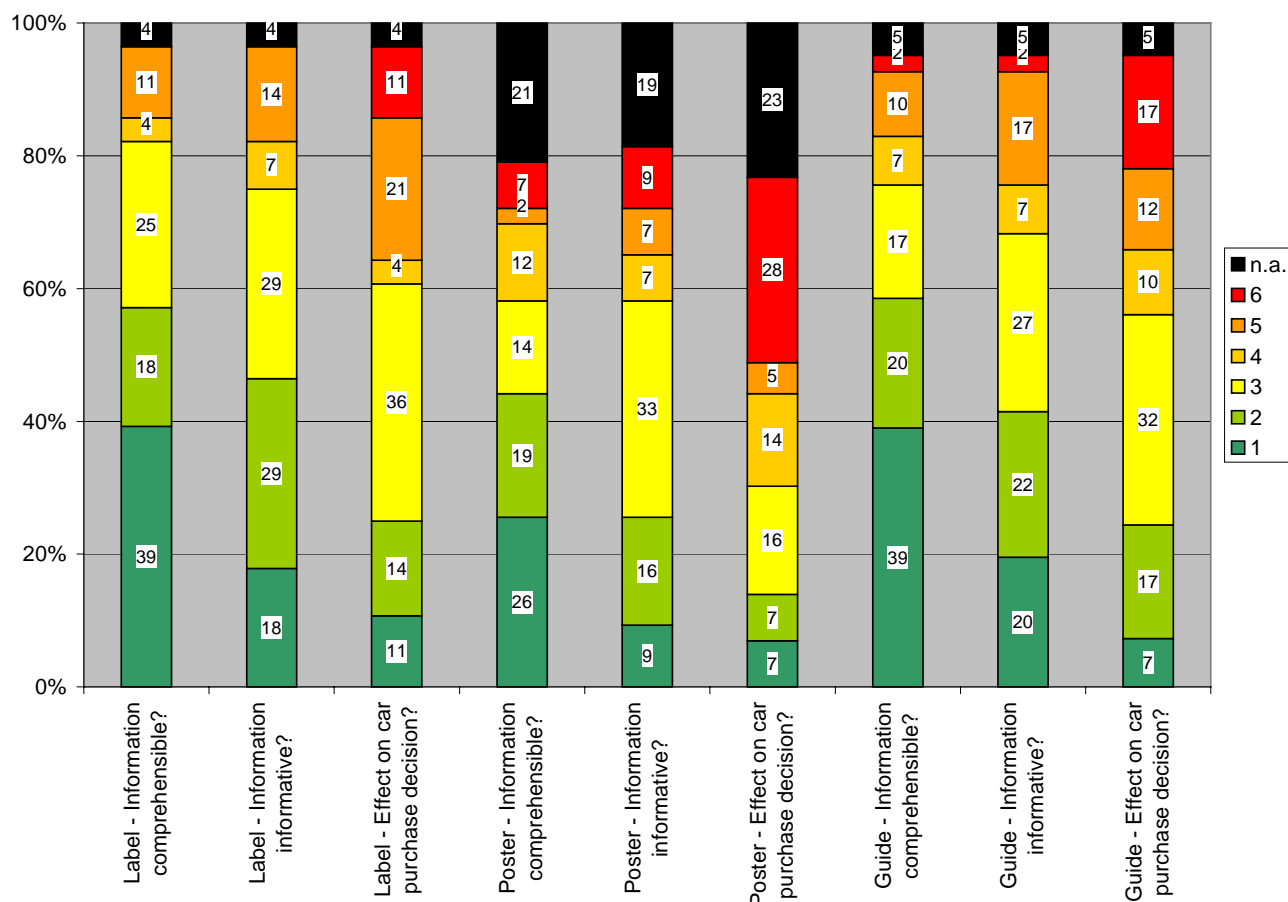
- Do you find the information on the label comprehensible?
- Do you find the information on the label informative?
- Does or did the label have an effect on your car purchase decision?

b) “Fuel Economy Poster/Display” in the dealer showrooms:

- Do you find the information on the poster/display comprehensible?
- Do you find the information on the poster/display informative?
- Does or did the poster/display have an effect on your car purchase decision?

c) “Fuel Economy Guide”:

- Do you find the information on the guide comprehensible?
- Do you find the information on the guide informative?
- Does or did the guide have an effect on your car purchase decision?



6. Comparison of passenger cars based on CO₂ emissions and/or fuel consumption

Questions:

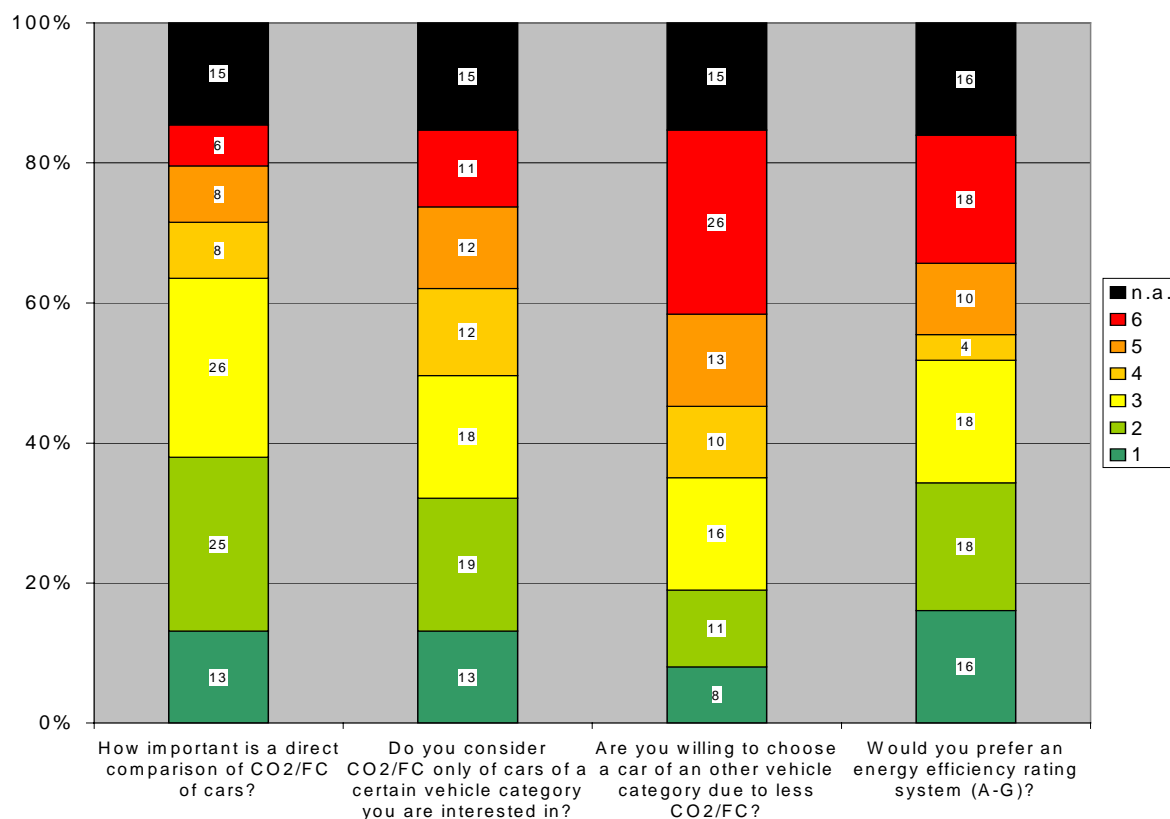
“Please answer the following questions in a range from 1 (“fully agree” or “very important”) to 6 (“disagree” or “unimportant”).”

a) “How important is a direct comparison of CO₂ emissions or fuel consumption of passenger cars for you?”

b) “Do you consider only to the CO₂ emissions and the fuel consumption of passenger cars of a certain vehicle category (e.g. minis, family cars), which you are interested in?”

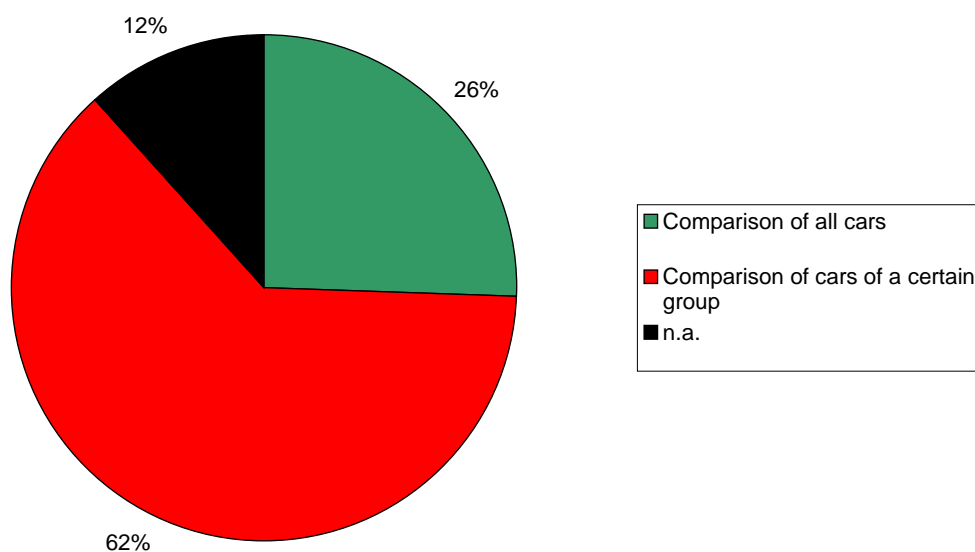
c) “Would you be willing to choose a passenger car of an other vehicle category due to less CO₂ emissions and lower fuel consumption (e.g. mini instead of small family car)?”

d)" Would you prefer a label with an energy efficiency rating system (A-G) similar to the existing one for white goods (e.g. refrigerators, freezers, washing machines) also for passenger cars?



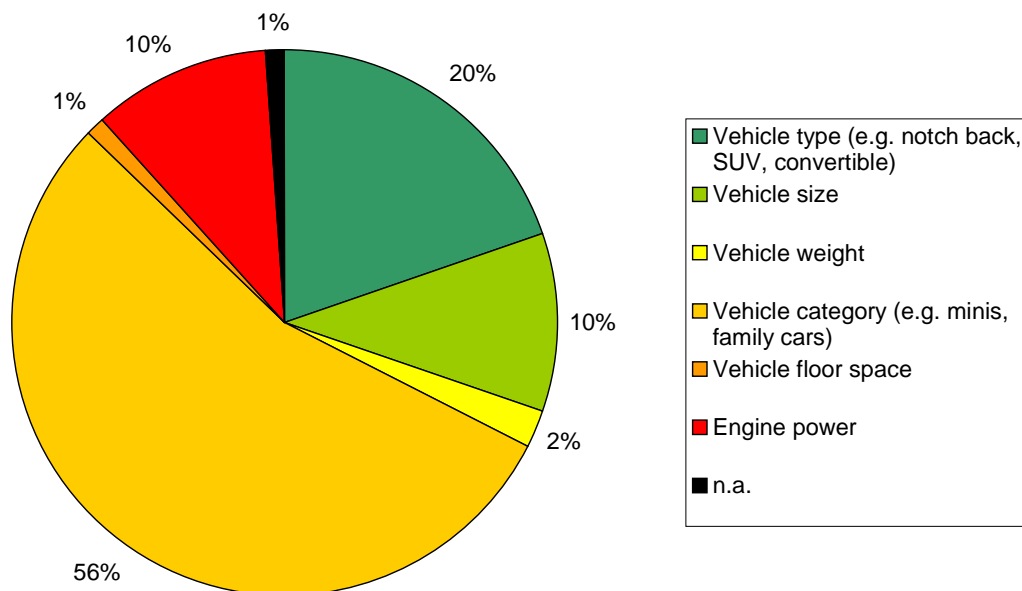
6.1. Energy efficiency rating system - Absolute or relative comparison preferred?

Question: "If you favour an energy efficiency rating system (A-G-) for passenger cars, would you prefer a comparison of all passenger cars or the comparison of passenger cars of a certain group (e.g. same vehicles type, same vehicle size)?"



6.2. Comparison criteria , if a relative comparison is preferred

Question: "If you prefer the comparison of passenger cars of a certain group, which criterion would you prefer for comparison?"



Annex 6: Members survey – Results of the single countries – Part 8: United Kingdom

1. Participants - Personal data

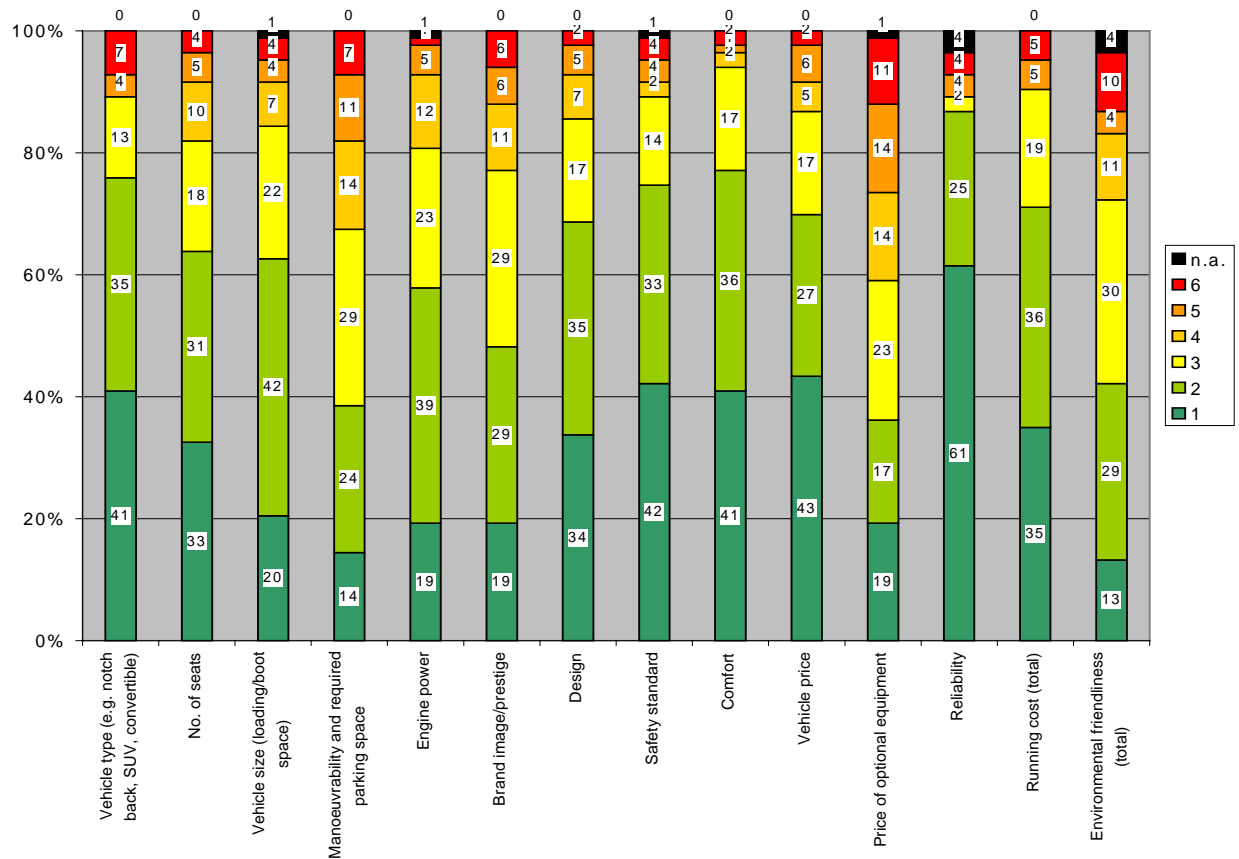
	All no.	%	Male no.	%	Female no.	%
No. of Participants	83		72	87	11	13
Age (years)						
18 - 29	16	19	13	18	3	27
30 - 39	24	29	19	26	5	45
40 - 49	25	30	23	32	2	18
50 - 59	15	18	14	19	1	9
60 - 69	3	4	3	4	0	0
>= 70	0	0	0	0	0	0
n.a.	0	0	0	0	0	0
Education						
Lower secondary school without completed vocational education	4	5	4	6	0	0
Lower secondary school with completed vocational education	9	11	9	13	0	0
O-Level	15	18	10	14	5	45
A-Level	11	13	10	14	1	9
University degree	43	52	38	53	5	45
n.a.	1	1	1	1	0	0
No. of persons in household						
1	8	10	7	10	1	9
2	34	41	30	42	4	36
3	16	19	13	18	3	27
4	18	22	17	24	1	9
5	7	8	5	7	2	18
6	0	0	0	0	0	0
>6	0	0	0	0	0	0
n.a.	0	0	0	0	0	0
Monthly net income of household (EURO)						
< 1000	0	0	0	0	0	0
1001 - 1500	1	1	1	1	0	0
1501 - 2000	5	6	5	7	0	0
2001 - 2500	8	10	6	8	2	18
2501 - 3000	10	12	8	11	2	18
3001 - 3500	10	12	7	10	3	27
3501 - 4000	8	10	8	11	0	0
4001 - 4500	3	4	3	4	0	0
4501 - 5000	8	10	7	10	1	9
> 5000	13	16	11	15	2	18
n.a.	17	20	16	22	1	9

2. Year of new car purchase

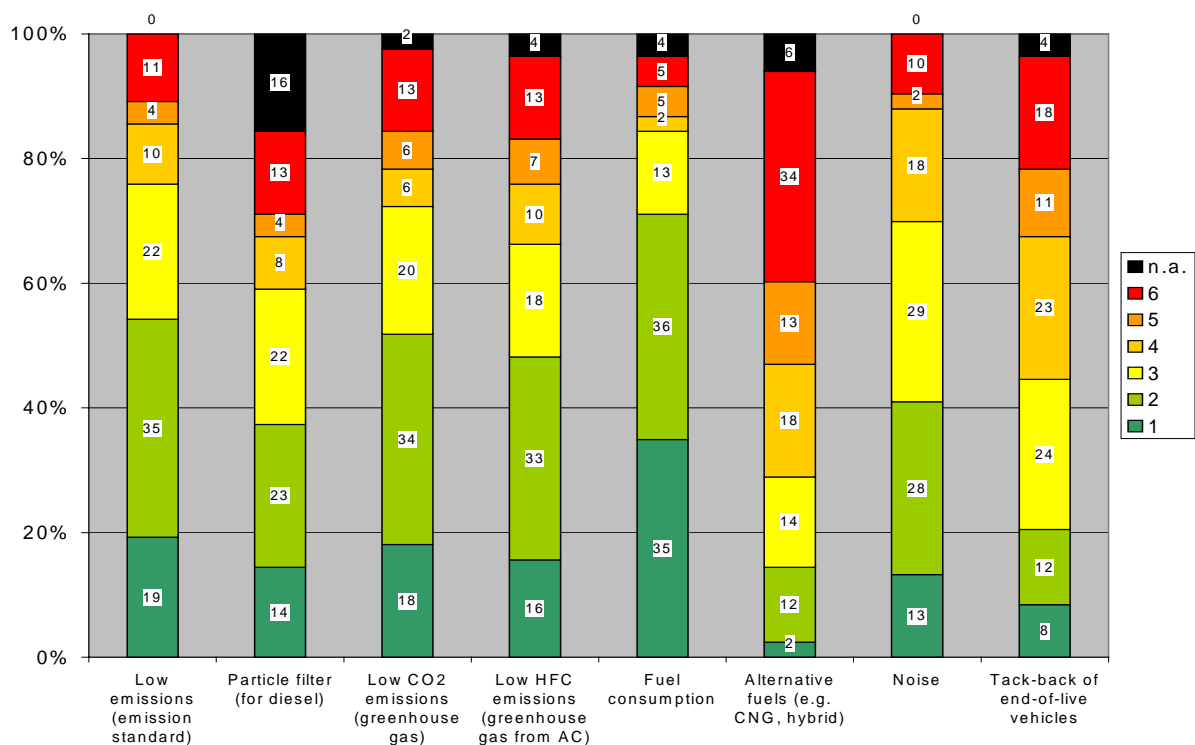
	All no.	%	Male no.	%	Female no.	%
No. of Participants	83		72	87	11	13
Year of car purchase						
2001	6	7	5	7	1	9
2002	8	10	7	10	1	9
2003	19	23	16	22	3	27
2004 (already bought)	31	37	28	39	3	27
2004 (planned)	6	7	6	8	0	0
2005 (planned)	12	14	9	13	3	27
n.a.	1	1	1	1	0	0

3. Criteria for the selection of a new passenger car

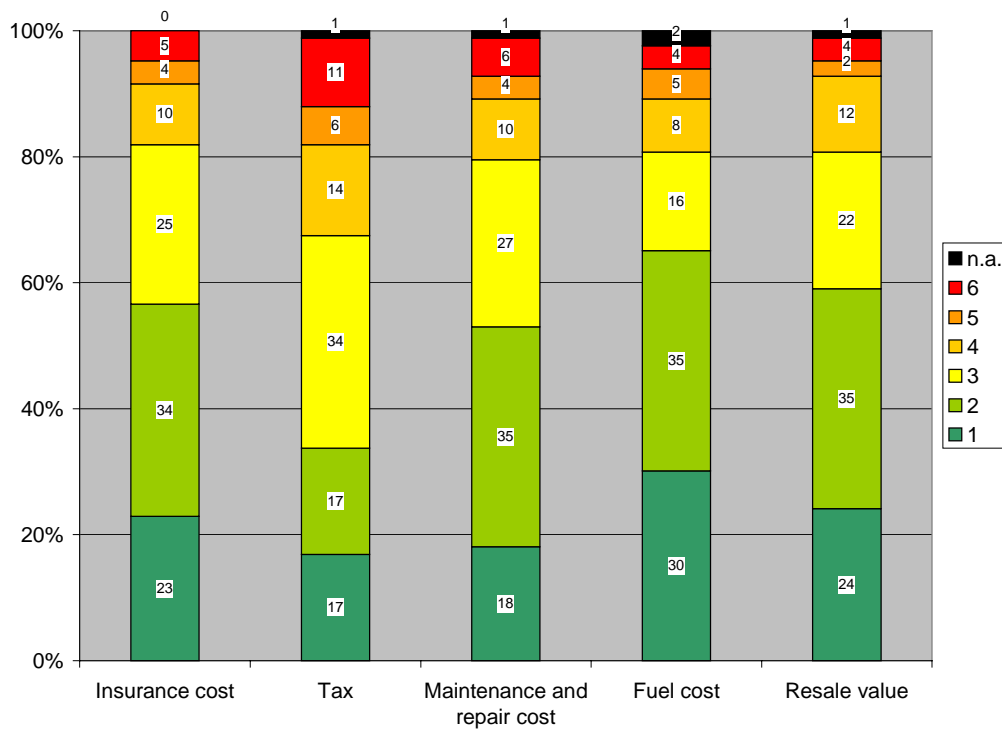
Question: "Please assess - in a range from 1 (very important) to 6 (unimportant) - how important the following criteria were/are for the selection of your new car."



3.1. Selection criteria – Environmental friendliness

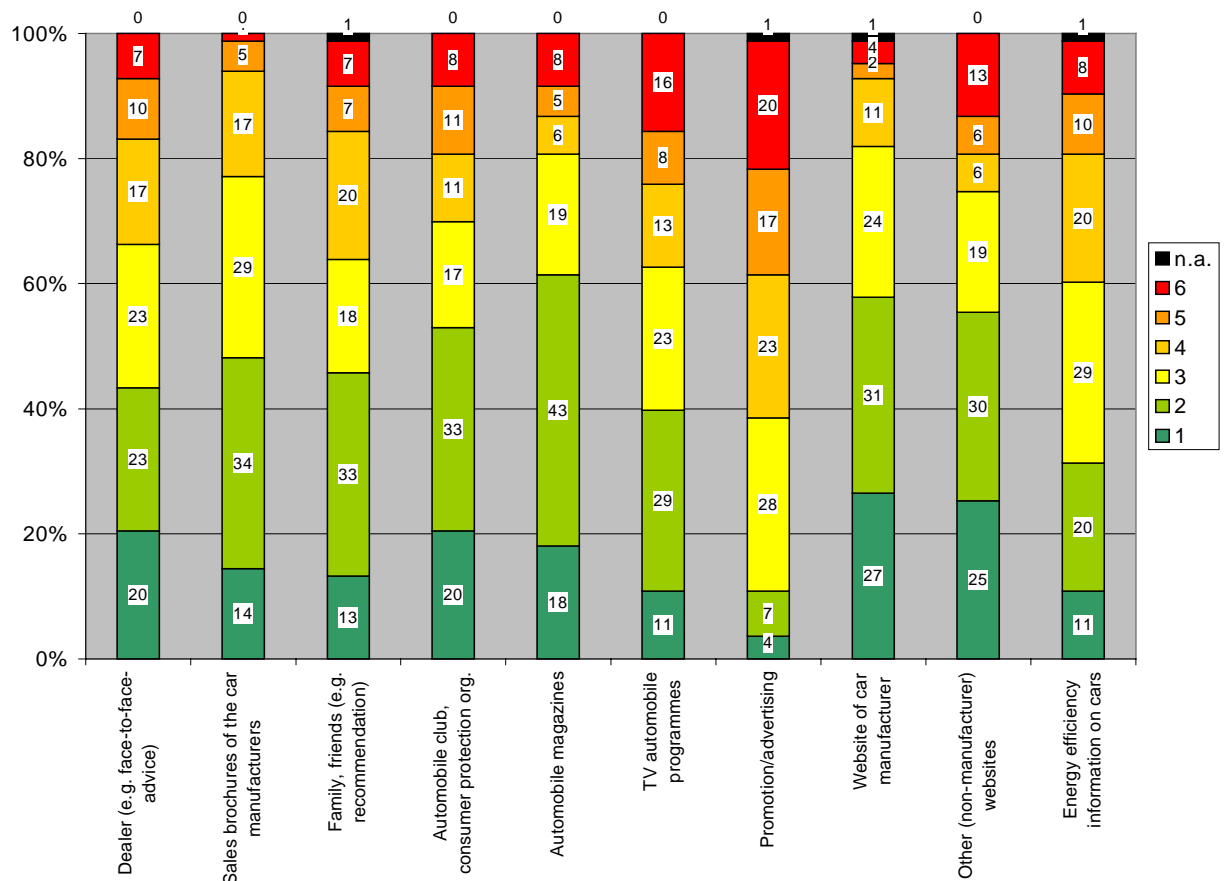


3.2. Selection criteria – Running Cost



4. Sources of information for the selection of a new passenger car

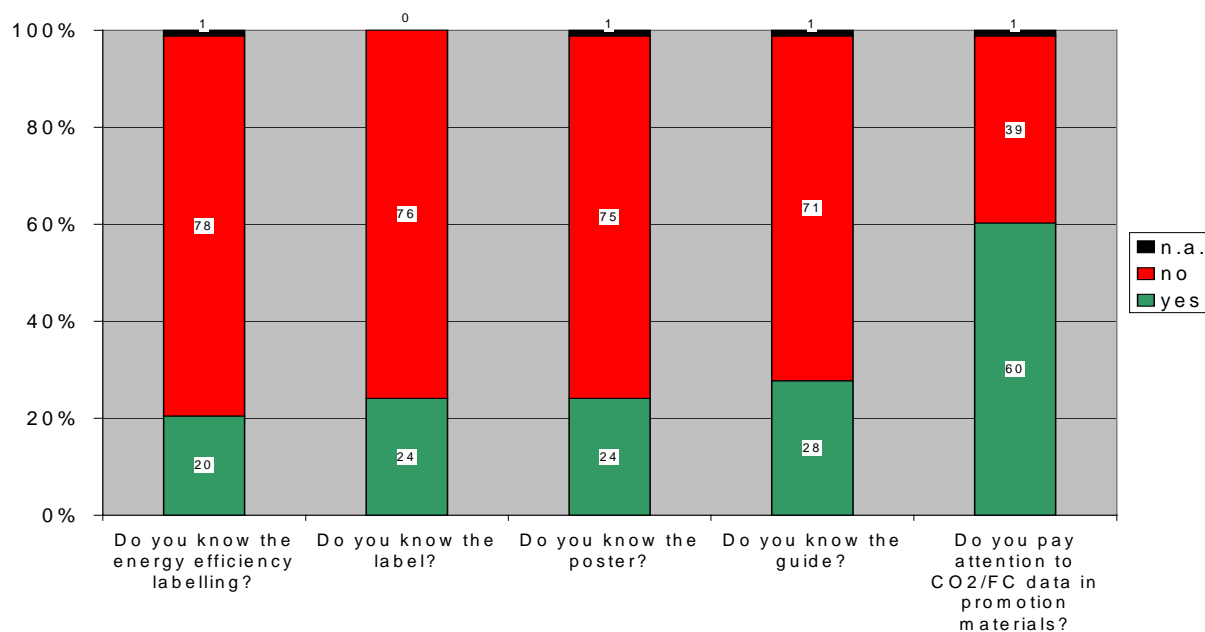
Question: "Which sources of information did/do you use to get the necessary information for the selection of your new car? Please assess - in a range from 1 (very important) to 6 (unimportant) - how important the following sources of information were/are for you."



5. Consumers awareness of “Energy efficiency labelling of new passenger cars” according to Directive 1999/94/EC

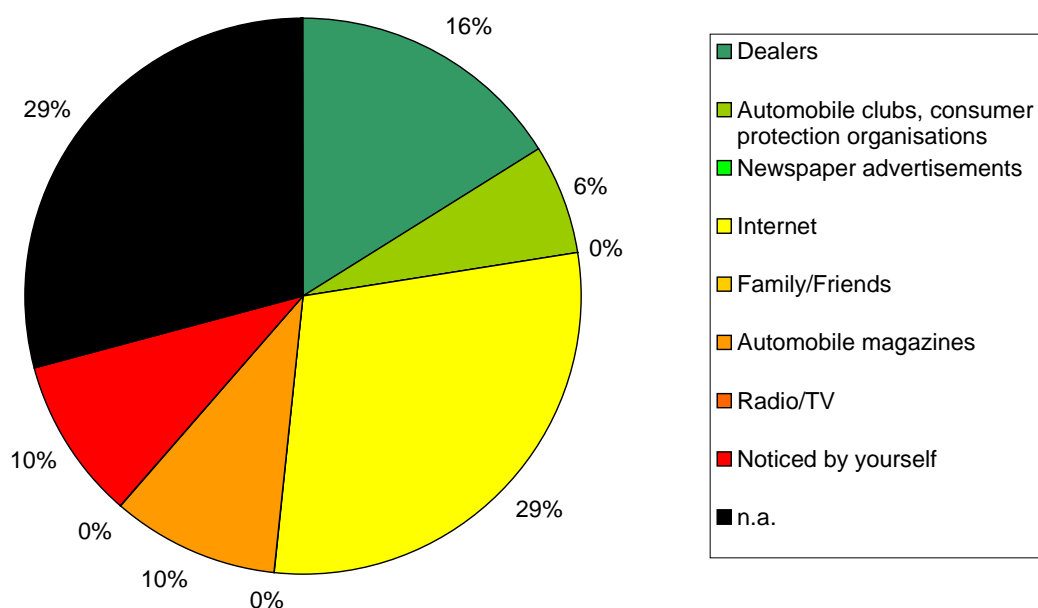
Questions:

- “Do you know the “Energy efficiency labelling of new passenger cars?”
- “Do you know the “Fuel Economy Label” for showroom cars?”
- “Do you know the “Fuel Economy Poster/Display” in the dealer showrooms?”
- “Do you know the “Fuel Economy Guide”?”
- Do you pay attention to CO₂ emissions and fuel consumption data in promotion materials for a car model?”



5.1. Source of information for “Energy efficiency labelling” awareness

Question: „If you know the “Energy efficiency labelling of new passenger cars”, from whom/where did you get this information?”



5.2. Effectiveness of the “Energy efficiency labelling”

Questions: “If you know the “Energy efficiency labelling of new passenger cars”, please answer the following questions in a range from 1 (“fully agree” or “very important”) to 6 (“disagree” or “unimportant”).”

a) “Fuel Economy Label” for showroom cars:

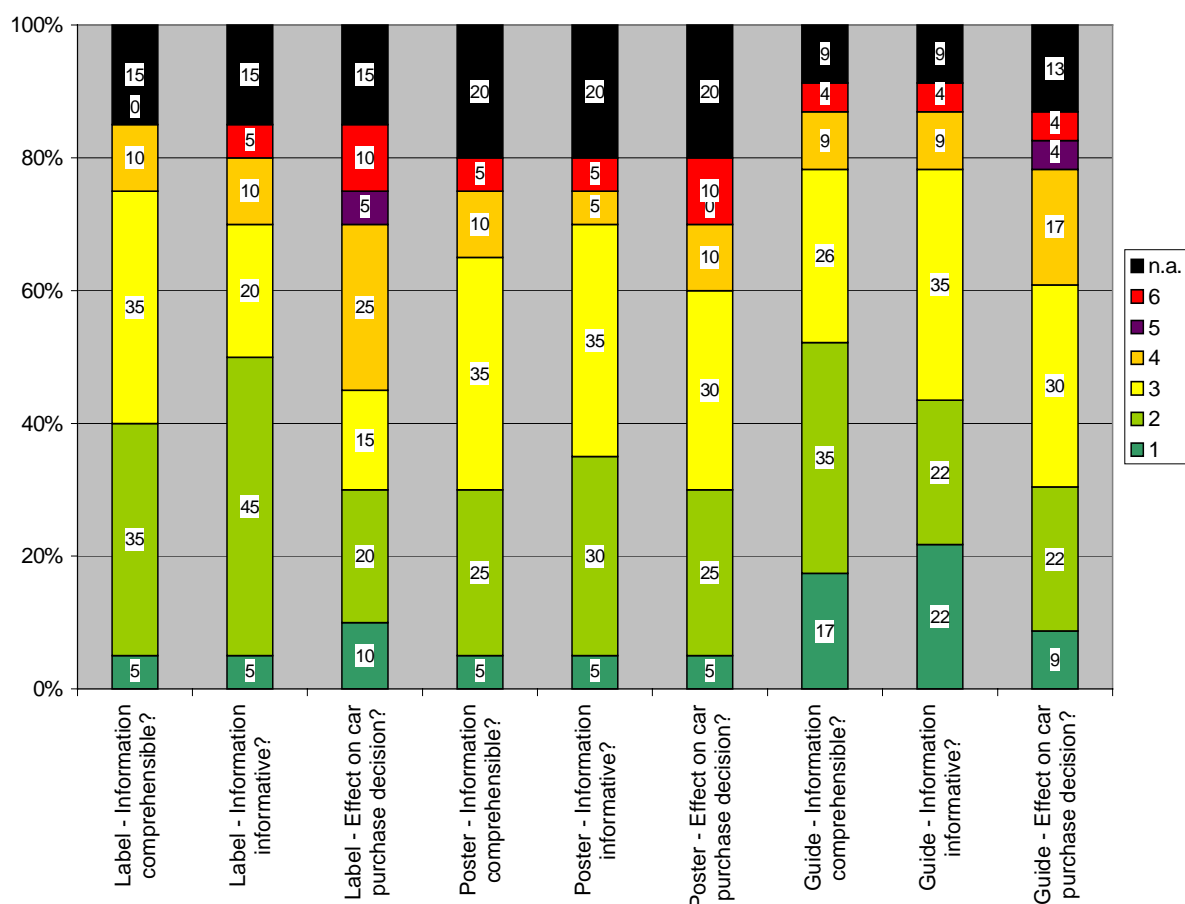
- Do you find the information on the label comprehensible?
- Do you find the information on the label informative?
- Does or did the label have an effect on your car purchase decision?

b) “Fuel Economy Poster/Display” in the dealer showrooms:

- Do you find the information on the poster/display comprehensible?
- Do you find the information on the poster/display informative?
- Does or did the poster/display have an effect on your car purchase decision?

c) “Fuel Economy Guide”:

- Do you find the information on the guide comprehensible?
- Do you find the information on the guide informative?
- Does or did the guide have an effect on your car purchase decision?



6. Comparison of passenger cars based on CO₂ emissions and/or fuel consumption

Questions:

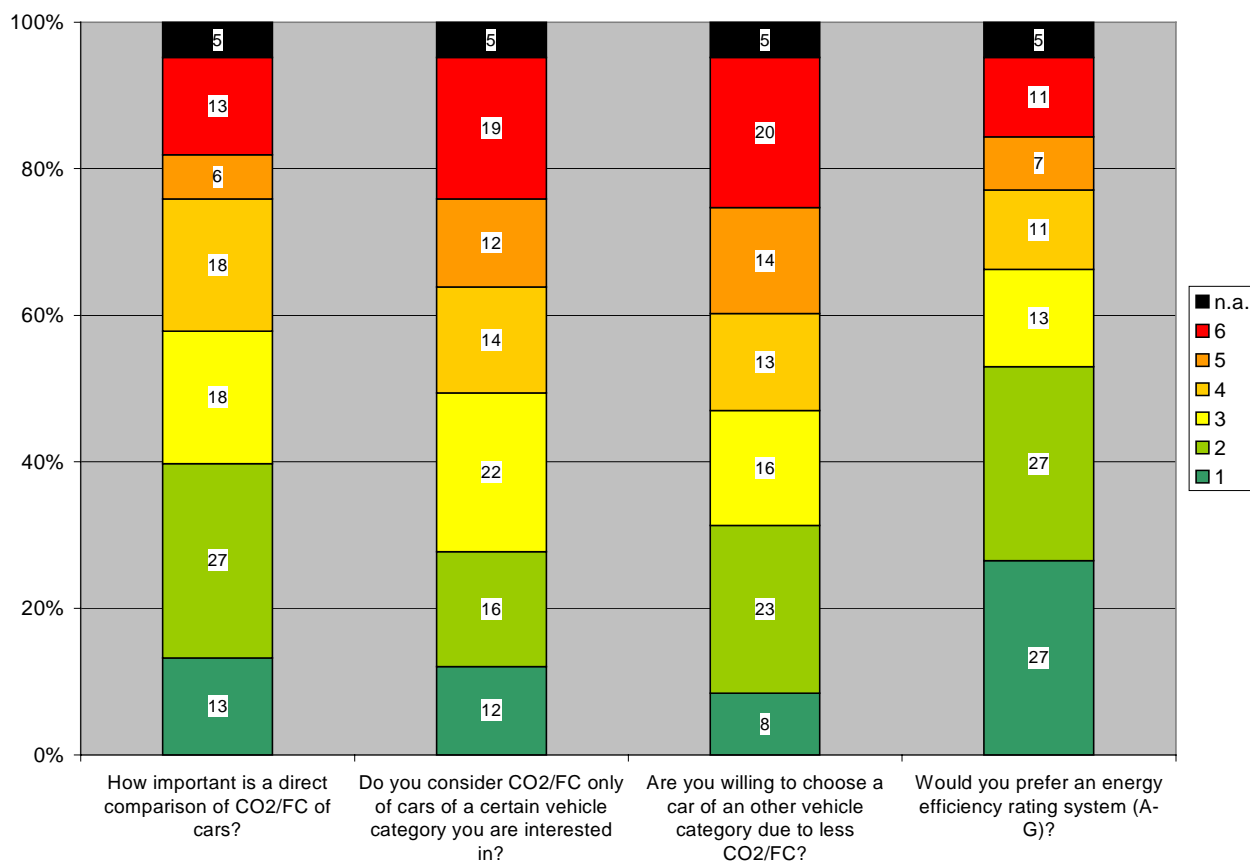
“Please answer the following questions in a range from 1 (“fully agree” or “very important”) to 6 (“disagree” or “unimportant”).”

a) “How important is a direct comparison of CO₂ emissions or fuel consumption of passenger cars for you?”

b) “Do you consider only to the CO₂ emissions and the fuel consumption of passenger cars of a certain vehicle category (e.g. minis, family cars), which you are interested in?”

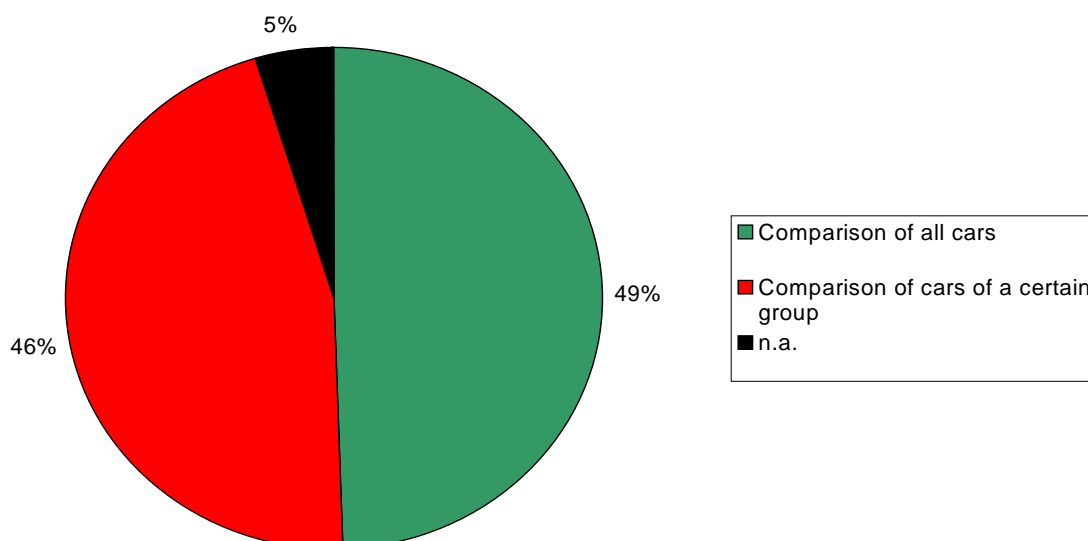
c) “Would you be willing to choose a passenger car of an other vehicle category due to less CO₂ emissions and lower fuel consumption (e.g. mini instead of small family car)?”

d)" Would you prefer a label with an energy efficiency rating system (A-G) similar to the existing one for white goods (e.g. refrigerators, freezers, washing machines) also for passenger cars?



6.1. Energy efficiency rating system - Absolute or relative comparison preferred?

Question: "If you favour an energy efficiency rating system (A-G-) for passenger cars, would you prefer a comparison of all passenger cars or the comparison of passenger cars of a certain group (e.g. same vehicles type, same vehicle size)?"



6.2. Comparison criteria , if a relative comparison is preferred

Question: "If you prefer the comparison of passenger cars of a certain group, which criterion would you prefer for comparison?"

